

Association of Legal Writing Directors
Legal Writing Institute

2003 Survey Results

Survey Committee:

Kristin Gerdy, Chair
Jo Anne Durako
Jessica Elliott
Anna Hemingway
Barbara Katz
Judy Rosenbaum
Bill Simpson

Technical Assistance:

Lance Long
Karla Luce
Shandee Young

For additional information, please contact:

Kristin Gerdy
J. Reuben Clark Law School
Brigham Young University
457 JRCB
Provo, UT 84057
Phone: 801 422-9022 Fax: 801 422-0401
gerdyk@lawgate.byu.edu

A copy of this report is available at www.alwd.org

2003 SURVEY RESULTS
**ASSOCIATION OF LEGAL WRITING DIRECTORS/
LEGAL WRITING INSTITUTE**

The 2003 ALWD/LWI Survey Report includes data from a record number of law schools in the United States –172 this year—for a 91% response rate. The respondents answered questions about the operation of their legal research and writing programs during the 2002-2003 academic year. This report is a snapshot of these programs. It is an admittedly inexact composite picture of many unique programs of great variety and complexity. Nevertheless, the survey results show common practices, trends, and other valuable insights about the state of legal writing training in American law schools.

The survey report also includes data from the 2002 and 2001 surveys for purposes of comparison. Please realize, of course, that some variations measure real changes in LRW programs from last year, while others reflect changes in the respondent group.

Thanks go to all who participated in this survey. We appreciate your feedback; your time and effort are valuable to all of us. Thank you.

Kristin Gerdy
Survey Committee Chair

2003 ALWD/LWI SURVEY HIGHLIGHTS

Prepared by: Kristin B. Gerdy
 Director, Rex E. Lee Advocacy Program
 J. Reuben Clark Law School, Brigham Young University

Some changes in the 2003 Survey:

- Still more respondents in 2003: 172 schools participated for a 91% response rate (up from 83% in 2002) thanks to the cooperation of program directors. This marks the fifth straight year of increased response rates. This year’s pool of solicited schools was also the largest ever with 188 schools solicited for information (representing all U.S. AALS Member law schools and AALS Non-Member Fee-Paying schools).
- New hot topic section: The 2003 survey introduces a new section to the ALWD/LWI Survey, the “hot topic” questions. This year’s hot topic section focuses on legal writing instruction for international and foreign students.
- More data analysis: Appendix C has been added to the Survey Report to provide additional information about how variables such as school size and staffing model affect legal writing programs. These comparisons are the result of numerous requests for similar information after the results of past surveys were publicized.

Salary Highlights:

- **Directors’ Salaries** (averages; Question 49):
 The average director’s salary for a 12 month calendar contract period in 2003 was \$86,586, up slightly from an average of \$85,389 in 2002 and \$81, 636 in 2001. The average director reflects a steady increase of experience over the last two years. In 2003, the average director graduated from law school 18.6 years ago (compared with 18.1 years in 2002 and 17.55 years in 2001), taught in law school for 11.7 years (compared with 11.4 years in 2002 and 10.9 years in 2001), and directed at her current law school for 7.2 years (compared with 6.9 years in 2002 and 6.1 years in 2000) (Questions 3, 4, & 5).
- **Regional Differences for Directors:**
 Average directors’ salaries reported by region ranging from highest to lowest:

Region	2003			2002	2001
	Average	Minimum	Maximum	Average	Average
New York City & Long Island	\$126,700	\$99,800	\$151,000	\$121,167	\$105,500
Mid Atlantic	\$94,033	\$75,000	\$146,000	\$92,427	\$86,735
Northeastern (excluding New York City and Long Island)	\$89,014	\$61,000	\$129,125	\$82,236	\$87,583
Southeast	\$84,658	\$52,000	\$135,000	\$76,218	\$79,708
Great Lakes/Upper Midwest	\$81,700	\$55,000	\$132,000	\$82,190	\$72,850
Far West	\$81,240	\$43,000	\$120,000	\$80,924	\$78,693
Southwest & South Central	\$79,898	\$50,000	\$145,000	\$73,205	\$72,271
Northwest & Great Plains	\$69,959	\$58,835	\$100,000	\$69,100	\$68,900

Question 6 by Question 49

- **LRW Faculty Full-Time Current Salaries** (averages, excluding directors; Question 75)
2003: From an average low of \$48,931 to an average high of \$60,198
2002: From an average low of \$47,741 to an average high of \$54,316
2001: From an average low of \$44,011 to an average high of \$53,012
- **Regional Differences for Salaries for LRW faculty** (excluding directors)
Average salary for LRW faculty, by region, from highest to lowest:

Region	2003			2002	2001
	Average	Minimum	Maximum	Average	Average
Mid Atlantic	\$56,470	\$37,500	\$78,000	\$50,550	\$42,000
Great Lakes/Upper Midwest	\$56,198	\$33,600	\$117,500	\$51,666	\$39,500
Northeastern (excluding New York City and Long Island)	\$55,403	\$35,000	\$75,750	\$50,025	\$45,500
Southwest & South Central	\$52,954	\$36,000	\$90,000	\$51,423	\$45,326
Southeast	\$52,525	\$30,000	\$99,000	\$47,696	\$42,429
Far West	\$51,943	\$26,220	\$76,000	\$50,509	\$48,894
New York City & Long Island	*\$50,625	\$36,500	\$64,750	\$59,500	N/A
Northwest & Great Plains	*\$46,000	\$39,000	\$53,000	N/A	N/A

Question 6 by Question 75

Note: Average salary is computed by averaging the low and high base salary for each school.

*Based on only two responses with values.

- **Other Variables Related to Salaries:**

Years Since Earning a JD, Years Teaching, & Years as a Director

(Questions 3, 4, & 5): Salaries for directors increase as the directors have more years of experience.

Setting (Question 7): In 2003, salaries were higher for directors and LRW faculty in the suburbs than in urban or rural areas. This is a change from 2001 when salaries for directors and LRW faculty were higher in urban than in suburban or rural areas, but is consistent with trends from 2000 and earlier.

Institution Type (Question 8): In 2003, salaries were higher for directors at private law schools (\$87,558) than for directors at public law schools (\$82,775).

Staffing Models (Question 10): Average directors' salaries were highest for directors in programs with tenure-track teachers hired to teach LRW (\$99,600) and were lower in adjunct-taught programs (\$96,000) and complex hybrid programs (\$86,441) (Question 49). Salaries were lowest in programs with part-time faculty (\$83,312) or with LRW faculty on contract (\$81,838). For LRW faculty, average current salaries were highest if the faculty were tenured or

tenure-track (\$76,157) and lowest for full-time non-tenure track faculty (\$49,970) (Question 75).

Director Type (Question 45): Directors' average salaries were highest if they were an administrator or faculty and their primary responsibility was not LRW (\$115,000) and next highest if they were tenured and their primary responsibility is LRW (\$110,786). (This finding differs from 2002 and 2001 where a tenure track director with primary responsibility for LRW received the highest average salary.) Following next were untenured tenure track directors if their primary responsibility is LRW (\$86,420) and clinical tenure or tenure-track directors (\$83,813). Non-tenure track directors earned the lowest salaries (\$76,533). LRW faculty average current salaries were highest when their director is tenured (\$49,529) or on tenure track (\$47,973) and lowest in programs where the director is on contract (\$47,069) or clinical tenure track (\$42,400). (Question 75).

Other Highlights:

- **Staffing Model** (Question 10): Most programs used full-time non-tenure-track teachers (85 or 50%), a hybrid staffing model (50 or 29%), or adjuncts (16 or 9%). In 2003, 6 programs used solely tenured or tenure-track teachers hired specifically to teach LRW (Question 10a), and another 5 programs used such teachers in hybrid programs (Question 11a).
- **Curriculum** (Questions 12 - 26):
 - Program Length:** Virtually all writing programs extend over 2 semesters averaging 2.22 credit hours in the fall and 2.15 hours in the spring. 38 programs have a required component in the fall of the second year, averaging 2.05 credit hours (Question 12).

Grading: Almost all LRW courses are graded with grades that are included in the students' GPA (144 programs) (Question 15). Most programs grade at least some assignments anonymously (93), but 74 programs do not (Question 17). 144 programs require rewrites with 50 of those programs requiring rewrites on all assignments. 58 programs grade all rewrites; 35 grade only the rewrites; and 23 grade only the final drafts (Question 23).

Research Teaching: The majority of programs integrate research and writing instruction (128 programs). At 69 schools legal research is taught by LRW faculty. At 42 schools, it is taught by librarians. At 49 schools LRW faculty and librarians teach legal research in combination, and at 28 schools teaching assistants and other students are responsible for teaching research (Question 18).

Writing Specialists: 46 law schools employ a full-time or part-time writing specialist, and 127 schools offer an academic support program (Question 28).

- **Common Practices** (Question 12-26):

Assignments: The most common writing assignments during the 2002-03 academic year were office memoranda (172), appellate briefs (142), pretrial briefs (87), and client letters (85). The most common oral exercises were appellate arguments (133), pretrial motion arguments (52), and in-class presentations (54) (Question 20).

Commenting: The most common methods of commenting on papers during the 2002-03 academic year were comments on the paper itself (171), comments during conferences (144), comments at the end of the paper (132), general feedback addressed to the class (127), grading grids or score sheets (101) and feedback memos addressed to individual students (96) (Question 24).

Teaching Activities: The most common teaching activities and the average amount of time spent in each activity were lecture (158 spending an average of 35%), questions and answers and class discussion (154 spending an average of 24.4%), group in-class exercises (143 spending an average of 16.6%), individual in-class exercises (112 spending an average of 11.3%), demonstrations (127 spending an average of 11.2%), and in-class writing (93 spending an average of 8.5%) (Question 21).

- **Technology** 56 programs have web pages, down from 64 web pages reported in 2002 (Question 42). Class email or listserv continued to be popular during the 2002-03 year with 129 programs using them with a 4.29 average satisfaction rating (out of a possible 5). 77 programs had course web pages with a 3.73 average satisfaction rating. 91 programs made use of electronic “smart” classrooms (compared with 68 programs in 2002) with a 3.91 average satisfaction rating.

- **Citation Method** (Question 27): As of the time of the survey, 60 programs plan to teach the ALWD Citation Manual only, while 82 programs plan to teach the Bluebook only, and 17 plan to teach both methods, 7 plan to leave the choice to each teacher, and 6 plan to either teach a different system or are undecided which system they will teach for the 2003-04 academic year.

- **Tenure** (Question 45): In 2003, there were more tenured directors than in 2002 (26 vs. 21) and more tenure-track directors (22 vs. 18) than in 2002. In addition, 8 directors have clinical tenure or tenure-track status (the same as in 2002). About 40% of those responding were tenured or tenure-track including clinical tenure status (up from 36% in 2002). However, 40% (57 of 141) of the directors whose primary responsibility is LRW are not on tenure-track (down from 42% in 2002).

- **Assistant Directors** (Question 46): 18 programs reported having assistant directors in 2003, down from 19 in 2002. The average salary for an assistant director was reported as \$63,111 compared with \$54,176 reported in 2002.
- **Title** (Question 48): Over 70% of program directors have a form of “Professor” in their official title (100 of 141). “Director” is the next most common title (69 or 49%). For LRW faculty (Question 68), many have some form of “Professor” in their official title (79 or 51%), many are “Instructors” (40 or 26%), with “Lecturer” being the next most common title (17 or 11%).
- **Directors’ Workload** (Questions 53 & 54):
 - Teaching Load:** In the 2002-03 academic year, the “average” director taught 30 entry-level students 2.8 hours per week using 3 major and 3.6 minor assignments, read 1,063 pages of student work, and held 37.6 hours of conferences during the fall semester. The spring semester workload was comparable. These numbers and averages are all comparable with those reported for the 2002 survey.
 - Preparation Time:** In 2002-03, directors spent an average of 38 hours preparing major research and writing assignments and 44 hours preparing for classes in the fall and comparable time in the spring.
 - Time Distribution:** In 2002-03, directors spent 28% of their time teaching in the required program, 22% on directorship duties, 16% teaching outside the required program, 9% on service, 9% on scholarship, 5% on academic support, and 11% on “other” activities.
- **LRW Faculty Members’ Workload** (Question 82):
 - Teaching Load:** In the 2002-03 academic year, the “average” LRW faculty member taught 44 entry-level students 3.6 hours per week using 3 major and 3.5 minor assignments, read 1,561 pages of student work, and held 51 hours of conferences. Again this past year, the class was within the maximum range recommended by the ABA Sourcebook on Legal Writing Programs. This compares with the prior year in which the “average” LRW faculty member taught 43 entry-level students 3.6 hours per week using 3 major and 4 minor assignments, read 1,589 pages of student work, and held 51 hours of conferences—a comparable workload.
 - Preparation Time:** In 2002-03, faculty spent an average of 33 hours preparing major research and writing assignments, 60 hours preparing for classes in the fall, and slightly less time in the spring.
- **Upper Level Teaching** (Questions 55 & 56): Many directors taught courses beyond the first-year program (93 or 70%). They taught an average of less than 1 upper-level writing course and 1.35 non-LRW courses. LRW faculty also teach upper-level writing courses (97 or 91%). These courses are both upper-level LRW

courses (51) and non-LRW courses (84). These courses are taught both during the regular academic year (73) and during separate summer sessions (60) (Question 85).

- **Faculty Committees** (Questions 59 & 83): The vast majority of directors serve on faculty committees as voting members (124 or 89%). For LRW faculty (Question 83), those in 99 (77%) programs serve on faculty committees with 92 (72%) programs affording voting.
- **Faculty Meetings** (Question 60): The majority of directors (107 of 141) also attend and vote at faculty meetings with 10 non-tenure track directors voting on all matters and 41 more voting on all but hiring and promotion. These voting rights are in addition to the 56 tenured and tenure-track directors, who were assumed to have voting rights. LRW faculty vote at faculty meetings in 72 programs with 25 of those programs affording voting on all matters. At 44 more programs, LRW faculty members attend, but do not vote (Question 84).
- **Scholarship** (Question 62): For 47 or 37% of directors, there is an obligation to produce scholarship. For 28 there is no obligation, but there is an expectation they will. For LRW faculty (Question 81), there is an obligation in 24 programs to produce scholarship, encouragement to produce scholarship in 32 programs, and an expectation to produce scholarship in 7 programs, while 67 programs impose no such obligation or expectation.
- **LRW Faculty Type** (Question 65): LRW faculty in most programs are on short-term contracts with 60 on 1-year contracts, 21 on 2-year contracts, 38 on contracts of 3 years or more, 23 have ABA Standard 405(c) status, and 26 are on tenure track. The overwhelming majority of those on contract have no cap (110 of 121 or 91%, which is consistent with the 2002 numbers of 100 of 109 or 92%) (Question 66).
- **Evaluation Standards** (Question 70): 77 directors reported using written standards to evaluate LRW faculty, up from 61 in 2002 and 49 in 2002. 19 more programs have standards under development.
- **Additional Support for LRW Faculty:**
 - Summer grants** (Question 76): 65 programs provide LRW faculty with summer grants averaging \$6,748, up from \$6,371 in 57 programs in 2002.
 - Developmental Funding** (Question 79): The vast majority, or 106 programs, provide developmental funding averaging \$1,909, up from \$1,713 in 98 programs in 2002.
 - Research Assistants** (Question 80): 75% of programs (94) provide funding for research assistants, with 79 providing funding for all reasonable requests and 15 providing an average of \$1,574, up from an average of \$920 in 2002 but still down from an average of \$2,335 in 2001.

- **Adjunct Faculty**: (Question 86-92) See report part IX.
- **Teaching Assistants**: (Questions 93-99) See report part X.
- **Survey** (Question 100): Most respondents have used the survey data in the past. 81 used the survey to improve their programs, 50 to improve their status, 50 to improve their salary, and 19 for “other” reasons. This is comparable to use of the survey data from 2002.

Gender Data Highlights in Appendix A:

- **Director Salary** (Question 49): Female directors earn less than male directors when measured by
 - 12-month salaries (\$82,119 female; \$98,071 male);
 - less than 12 month salaries \$82,393 female; \$88,760 male); or
 - salaries reported (combined 12- mon. & < 12- mon.: \$82,273 female; \$93,774 male, a 12% difference.) Salaries reported in 2002 had combined averages of \$79,806 female; \$87,790 male, a 9% difference.)
 - ▶ In the range of salaries paid, female directors’ salaries have a wider range than males’ (\$43,000 to \$151,000 female; \$52,000 to \$146,000 males).
 - ▶ Fewer females than males earn more than \$100,000 (16 of 82 females, or 19.5% of females; 11 of 26, or 42 % of males). However, the number of females earning more than \$100,000 has risen substantially since 2001 when only 6 of 68 (or 9%) earned such salaries.
 - ▶ Females with comparable years of experience directing at their present schools earn sometimes less, sometimes the same, and sometimes more than their male colleagues.
- **Salary Range for LRW Professionals** (Question 75): In programs headed by female directors, the salary range for LRW faculty was lower: the averages at the low in the range were lower (\$46,913 low with female director; \$50,795 low with male director). The averages at the high end of the range were also lower (\$57,661 high with a female director, \$66,818 high with a male director).
- **Tenure** (Question 45): Female directors were somewhat less often tenured than were male directors (18% of females; 25% of males). When tenured and tenure-track directors were combined, males just pass females (39% male; 36% female). Significantly more female directors continue to find themselves on contract than males (56% females; 11% males, compared with 48% females; 32% males in 2002).
- **Title** (Question 48): Fewer females than males have “Professor” as their official title (48% female; 58% male). More females have titles of “Instructor” or “Lecturer” than males (11% females; 8% males). About 36% of females have “Director” as their official title compared with 28% of males.

- **Teaching Upper Level Courses** (Question 55): Fewer females teach courses beyond required writing course than males (58% female; 78% male). The overall level of directors teaching upper-level courses has increased slightly from the 2002 data when 51 % females and 77% male directors taught those classes. An equal percentage of female directors teach academic support as their only upper level course than males (3% females; 3% males, compared with 6% females and 3% males in 2002).
- **Leave** (Question 64): Female directors were less often eligible for paid sabbaticals (36% female; 45% male), equally eligible for unpaid sabbatical (10% female; 10% male), and were more often eligible for other leave and reduced loads (46% female; 38% male).

Appendix B lists the law schools included in the 2003 Survey Report.

Appendix C includes additional charts illustrating survey data analysis.

The definitions of terms used in this survey are listed below. For your convenience, some definitions are repeated later in the survey as part of the questions to which they relate.

ABA Standard 405(c) status is written to address clinical faculty members who are not eligible for tenure of any sort but who have a long-term contract and a role in faculty governance reasonably similar to that of the tenured faculty. For purposes of this survey, please assume that a legal writing professor enjoying comparable status has a long-term employment contract that is three or more years in duration and can vote on curricular matters as well as faculty appointment. (One-year or two-year contracts do not meet this requirement even if they can be renewed indefinitely. To meet the requirement the professor need not be able to vote on promotion and tenure of those on the tenure track.”

Clinical tenure means the type of tenure given to clinical faculty.

Current Academic Year means the 2002-2003 academic year.

Director means the person charged with responsibility for the required legal writing program.

Doctrinal course means a course other than a clinic, seminar, or advanced writing course.

Elective course means a course that is not part of the required sequence that all law students must take, such as legal research and legal writing.

Faculty member means a full-time teacher at the law school and includes a person who is paid on an administrative line but directs a writing program.

Major assignment is one in which the final product is equal to or greater than 5 pages. Graded assignments do not include those evaluated with a check, check +, check – or a similar method, but do include those assignments factored into the final course grade.

Required legal writing program and **required programs** means the introductory course of study of legal research and writing courses that all law students must take to graduate. This generally means LRW courses in the first-year required program, but at some law schools this covers required courses in the second or third years. This does not include upper-level writing requirements beyond the introductory course.

Teaching assistant includes student tutors or any upper-level student who participates in teaching research or writing.

Tenure track means that the director is on a scheduled time-table for being considered for tenure—not that the director has been promised conversion to tenure track at some unidentified time the future.

Writing assignment means an assignment other than a written traditional examination—either in-class or take-home.

I. SUBMITTER PROFILE

1. Are you:

<u>2001</u>	<u>2002</u>	<u>2003</u>	
<u>115</u>	<u>120</u>	<u>131</u>	a. Director of the required legal writing program? (“Director” means the person charged with responsibility for the program.)
<u>1</u>	<u>6</u>	<u>9</u>	b. Associate director, assistant director, or co-director of the required legal writing program?
<u>0</u>	<u>0</u>	<u>1</u>	c. Director of the upper-level appellate advocacy program, drafting program or other upper-level program?
<u>14</u>	<u>18</u>	<u>21</u>	d. A teacher in a program without a director? (If so, please have one individual fill out the survey and give a response that, to the extent possible, is representative of all teachers in the program.)
<u>8</u>	<u>7</u>	<u>9</u>	e. None of the above.

2. Please indicate both your gender and race.

<u>2001</u>	<u>2002</u>	<u>2003</u>	
<u>138</u>	<u>150</u>	<u>171</u>	a. Gender:
<u>99</u>	<u>111</u>	<u>129</u>	Female (75%)
<u>39</u>	<u>39</u>	<u>42</u>	Male (25%)
<u>138</u>	<u>150</u>	<u>171</u>	b. Race:
<u>132</u>	<u>144</u>	<u>162</u>	White
<u>2</u>	<u>4</u>	<u>5</u>	African-American
<u>1</u>	<u>1</u>	<u>2</u>	Hispanic
<u>2</u>	<u>1</u>	<u>1</u>	Asian-American
<u>1</u>	<u>0</u>	<u>1</u>	Other

3. As of now, how many years have passed since the director earned a J.D. degree?

2001 2002 2003

129 141 161 Years. **(average) 18.63 (min 6; max 43)**
2002 Survey: *(average) 18.12 (min 6; max 44)*
2001 Survey: *(average) 17.55 (min 5; max 41)*

4. As of now, how many years has the director been teaching in law school on a full-time basis?

2001 2002 2003

131 140 160 Years. **(average) 11.65 (min 1; max 33)**
2002 Survey: *(average) 11.38 (min 1; max 32)*
2001 Survey: *(average) 10.85 (min 1; max 31)*

5. How many years has the director directed the writing program at the present law school?

2001 2002 2003

130 139 160 Years. **(average) 7.24 (min 1; max 23).**
2002 Survey: *(average) 6.82 (min 0; max 21).*
2001 Survey: *(average) 6.13 (min 1; max 20)*

II. LAW SCHOOL INFORMATION

6. Following (and slightly modifying) the model developed by the Society of American Law Teachers, we have divided the country into eight regions. Please identify the region where your law school is located.

2001 2002 2003

<u>26</u>	<u>29</u>	<u>29</u>	a.	Region I: Far West –AZ, CA, HI, NV, OR, UT, WA (17%)
<u>3</u>	<u>3</u>	<u>7</u>	b.	Region II: Northwest & Great Plains –ID, MT, NE, ND, SD, WY (4%)
<u>17</u>	<u>21</u>	<u>22</u>	c.	Region III: Southwest & South Central –AR, CO, KS, LA, MO, NM, OK, TX (13%)
<u>28</u>	<u>31</u>	<u>33</u>	d.	Region IV: Great Lakes/Upper Midwest –IL, IN, IA, MI, MN, OH, WI (19%)
<u>17</u>	<u>17</u>	<u>21</u>	e.	Region V: Southeast –AL, FL, GA, KY, MS, TN, WV (12%)
<u>21</u>	<u>25</u>	<u>29</u>	f.	Region VI: Mid Atlantic –DC, DE, MD, NJ, NC, PA, SC, VA (17%)
<u>17</u>	<u>17</u>	<u>20</u>	g.	Region VII: Northeastern –CT, MA, ME, NH, NY (excluding New York City and Long Island), RI, VT (12%)
<u>8</u>	<u>8</u>	<u>9</u>	h.	Region VIII: New York City and Long Island (5%)

7. What is the setting of your law school?

<u>2001</u>	<u>2002</u>	<u>2003</u>	
<u>94</u>	<u>98</u>	<u>113</u>	a. Urban (71%)
<u>22</u>	<u>28</u>	<u>33</u>	b. Suburban (21%)
<u>9</u>	<u>10</u>	<u>13</u>	c. Rural (8%)
<u>17</u>	<u>18</u>	<u>12</u>	d. No response

8. What type of institution is your law school?

<u>2000</u>	<u>2002</u>	<u>2003</u>	
<u>55</u>	<u>61</u>	<u>67</u>	a. Public (39%)
<u>79</u>	<u>89</u>	<u>103</u>	b. Private (61%)

**Note: Because of a technical problem with the construction of the 2001 Survey, there are no reliable results for 2001. Data from 2000 survey is included for comparison.*

9. What was the size of your first-year J.D. class for the current academic year?

<u>2001</u>	<u>2002</u>	<u>2003</u>	
<u>6</u>	<u>9</u>	<u>7</u>	a. 100 or fewer students (4%)
<u>21</u>	<u>23</u>	<u>25</u>	b. 101 to 150 students (15%)
<u>38</u>	<u>32</u>	<u>37</u>	c. 151 to 200 students (21%)
<u>26</u>	<u>37</u>	<u>36</u>	d. 201 to 250 students (21%)
<u>14</u>	<u>14</u>	<u>22</u>	e. 251 to 300 students (13%)
<u>32</u>	<u>35</u>	<u>44</u>	f. 301 or more students (26%)

III. STAFFING MODEL

10. Following the model used by the authors of the *Source Book on Legal Writing Programs*, we have identified eight basic staffing models for first-year writing programs. Please identify the model that most closely resembles the format that your school uses. *Note: Do not consider the director's status if that differs from the status of the other LRW teacher.*

<u>2001</u>	<u>2002</u>	<u>2003</u>	
<u>5</u>	<u>7</u>	<u>6</u>	a. Tenured or tenure-track teachers hired specifically to teach legal writing (4%)
<u>4</u>	<u>4</u>	<u>7</u>	b. Tenured or tenure-track teachers hired to teach legal writing and other courses (4%)
<u>0</u>	<u>0</u>	<u>1</u>	c. Tenured or tenure-track teachers who teach legal writing as part of their first-year doctrinal courses (0.5%)
<u>1</u>	<u>1</u>	<u>1</u>	d. Many tenured or tenure-track teachers teaching legal writing to small groups of students where the teacher has no other responsibilities with respect to legal writing and where the teacher's primary responsibilities lie with teaching other courses (0.5%)
<u>66</u>	<u>76</u>	<u>85</u>	e. Full-time non tenure-track teachers with long-term

				contracts or short-term contracts (50%)
<u> *</u>	<u> *</u>	<u> 4</u>	f.	Part-time Faculty (2%)
<u>25</u>	<u>21</u>	<u>16</u>	g.	Adjuncts (9%)
<u> 0</u>	<u> 0</u>	<u> 0</u>	h.	Graduate students (0%)
<u> 0</u>	<u> 1</u>	<u> 1</u>	i.	Students (<i>only if these upper-level students provide a substantial portion of individualized feedback on papers or have a substantial responsibility for classroom teaching</i>) (0.5%)
<u>34</u>	<u>41</u>	<u>50</u>	j.	A complex hybrid of the above models or some other model (29%)
<u> 5</u>	<u> 0</u>	<u> 0</u>	k.	Not answered

**This answer option was not available in the 2001 and 2002 surveys.*

11. If you checked answer i. (hybrid model) in the preceding question, which of the following elements are part of your program? (*Please mark all that apply.*)

<u>2001</u>	<u>2002</u>	<u>2003</u>		
<u> 3</u>	<u> 6</u>	<u> 5</u>	a.	Tenure-track teachers hired specifically to teach legal writing(10%)
<u> 8</u>	<u> 8</u>	<u>12</u>	b.	Tenure-track teachers hired to teach legal writing and other courses (24%)
<u> 2</u>	<u> 2</u>	<u> 5</u>	c.	Tenure-track teachers who teach legal writing as part of their first-year doctrinal courses (10%)
<u> 4</u>	<u> 2</u>	<u> 5</u>	d.	Many tenured or tenure-track teachers teaching legal writing to small groups of students where the teacher has no other responsibilities with respect to legal writing and where the teacher's primary responsibilities lie with teaching other courses (10%)
<u>24</u>	<u>25</u>	<u>31</u>	e.	Full-time non tenure-track teachers with long-term contracts to short-term contracts (62%)
<u> *</u>	<u> *</u>	<u> 9</u>	f.	Part-time faculty (18%)
<u>21</u>	<u>28</u>	<u>28</u>	g.	Adjuncts (56%)
<u> 3</u>	<u> 5</u>	<u> 1</u>	h.	Graduate students (2%)
<u>10</u>	<u>14</u>	<u> 0</u>	i.	Students (<i>only if these upper-level students provide a substantial portion of individualized feedback on papers or have a substantial responsibility for classroom teaching</i>) (0%)

**This answer option was not available in the 2001 and 2002 surveys.*

IV. CURRICULUM

Note: To allow us to collect and report comparable data, respondents were asked to report all credit hours in semester hours and report all grades on a scale based on 4.0 equals an A.

12. How many credit hours are awarded each semester of the required program?
Responses of 0 were excluded from the averages.

	First Year		Second Year		Third Year	
	Fall	Spring	Fall	Spring	Fall	Spring
<i>2003 (average)</i>	2.22	2.15	2.05	2.40	2.33	2.0
<i>(min)</i>	1	1	1	1	2	2
<i>(max)</i>	4	4	4	4	3	2
<i># of responses</i>	163	168	38	15	6	1
<i>2002 (average)</i>	2.22	2.14	2.12	2.33	2.29	3.0
<i>2001 (average)</i>	2.38	2.06	2.10	2.00	2.40	2.67

13. When is the first required advocacy course taught (typically an introductory appellate advocacy course taught in the spring of the first year), and how many credits are awarded for it? *(Please indicate the semester in which it is taught by writing the number of credit hours in the appropriate space. If necessary, estimate the number of credit hours.)*

	First Year		Second Year		Third Year	
	Fall	Spring	Fall	Spring	Fall	Spring
<i>2003 (average)</i>	2.40	2.03	2.00	2.08	0	0
<i>(min)</i>	2	1	1	1	0	0
<i>(max)</i>	3	4	3	3	0	0
<i># of responses</i>	5	134	37	6	0	0
<i>2002 (average)</i>	1.50	2.03	2.17	2.0	0	0
<i>2001 (average)</i>	2.14	1.95	2.00	2.31	2.14	0

14. Does the number of credit hours awarded for the required program each semester equal the number of hours of in-class teaching each week?

<u>2001</u>	<u>2002</u>	<u>2003</u>	
<u>108</u>	<u>111</u>	<u>130</u>	a. Yes
<u>19</u>	<u>20</u>	<u>21</u>	b. No, we teach <u>more</u> classroom (average) 1.13 (min .5; max 2.5) hours each week, on average 2002 Survey: <i>(average 1.18) (min .5; max 2.5)</i> . 2001 Survey: <i>(average 1) (min .5; max 1)</i>
<u>4</u>	<u>15</u>	<u>14</u>	c. No, we teach) <u>fewer</u> classroom (average) 1.08 (min .5; max 2) hours each week, on average 2002 Survey: <i>(average .93) (min .2; max 2)</i> . 2001 Survey: <i>(average 1) (min 1; max 1)</i>

15. How is your required course graded?

<u>2001</u>	<u>2002</u>	<u>2003</u>	
<u>111</u>	<u>125</u>	<u>144</u>	a. Grades that are <u>included</u> in the students' GPA
<u>3</u>	<u>2</u>	<u>1</u>	b. Grades that are <u>not included</u> in the students' GPS
<u>11</u>	<u>12</u>	<u>15</u>	c. Honors, pass, fail (or some equivalent)
<u>7</u>	<u>6</u>	<u>4</u>	d. Purely pass/fail
<u>5</u>	<u>4</u>	<u>6</u>	e. Other method
<u>5</u>	<u>5</u>	<u>1</u>	f. Not answered

16. Is the required program graded the same way as other first-year courses, on a special curve, or with a required mean and distribution? Note: Please convert your mean grade to a 4.0 scale.

<u>2001</u>	<u>2002</u>	<u>2003</u>	
<u>56</u>	<u>87</u>	<u>101</u>	a. Yes, it's graded the <u>same way</u> as first-year courses. (average) 2.82 (min 2 ; max 3.3) 2002 Survey: <i>*(average) 2.71 (min 2.0; max 3.6)</i>
<u>28</u>	<u>25</u>	<u>29</u>	b. Yes, it's graded on a <u>curve or mean specifically for LRW</u> (average) 2.94 (min 2.5; max 3.3) 2002 Survey : <i>*(average) 2.86 (min 2.4; max 3.3)</i>
<u>6</u>	<u>3</u>	<u>5</u>	c. Yes, it's graded on <u>some other</u> curve or mean (average) 3.04 (min 2.67; max 3.5) 2002 Survey: <i>*(average) 2.9 (min 2.8; max 3.0)</i>
<u>46</u>	<u>31</u>	<u>34</u>	d. No

**Note: Averages not available for previous years. Current averages only include those results reported on a 4.0 scale. 2002 average does not include two responses of 3.5 or higher.*

17. Are the major writing assignments in the required program graded anonymously?
Note: A major writing assignment is one in which the final product is equal to or greater than 5 pages.

<u>2001</u>	<u>2002</u>	<u>2003</u>	
<u>48</u>	<u>55</u>	<u>64</u>	a. Yes, all major writing assignments
<u>9</u>	<u>12</u>	<u>8</u>	b. Yes, over approximately 75% of major assignments
<u>9</u>	<u>8</u>	<u>12</u>	c. Yes, over approximately 50% of major assignments
<u>6</u>	<u>4</u>	<u>9</u>	d. Yes, over approximately 25% of major assignments
<u>63</u>	<u>70</u>	<u>74</u>	e. No

18. How do you teach legal research in your program (choose a, or b.), and who teaches legal research (choose c. through g.)?

<u>2001</u>	<u>2002</u>	<u>2003</u>	
<u>101</u>	<u>117</u>	<u>128</u>	a. Integrated with writing
<u>32</u>	<u>39</u>	<u>49</u>	b. Taught separate from writing
<u>67</u>	<u>65</u>	<u>69</u>	c. Taught by LRW Faculty.
<u>55</u>	<u>40</u>	<u>42</u>	d. Taught by Librarians.
<u>*</u>	<u>37</u>	<u>49</u>	e. Taught by both LRW faculty and Librarians
<u>*</u>	<u>20</u>	<u>28</u>	f. Taught by Teaching Assistants or other students
<u>23</u>	<u>14</u>	<u>17</u>	g. Other

*This answer was not an option on the 2001 survey

19. What research assignments are covered in the required LRW program?
Please choose the appropriate instructional model for programs with research instruction integrated or taught separately. Please mark all that apply.

2003 Data:

A program with research instruction integrated w/ writing.	A program with research instruction taught separately.	
91 2002: 85 2000: 78	41 2002: 33 2000: 28	a. Research exercises unrelated to writing assignments
13 2002: 14 2000: 38	7 2002: 5 2000: 17	b. All closed universe research for writing assignments
30 2002: 28 2000: 43	7 2002: 7 2000: 9	c. All open library research for writing assignments
108 2002: 97	28 2002: 20	d. Combination of closed and open universe research

2000: 78	2000: 24	
60 2002: 53 2000: 36	23 2002: 21 2000: 15	e. Legislative histories
62 2002: 60 2000: 45	18 2002: 20 2000: 14	f. Administrative law research
77 2002: 74 2000: 60	21 2002: 21 2000: 13	g. Limited Westlaw/Lexis training in the first semester
31 2002: 23 2000: 20	14 2002: 7 2000: 5	h. Unlimited Westlaw/Lexis training in the first semester
102 2002: 88 2000: 82	26 2002: 25 2000: 21	i. Unlimited Westlaw/Lexis training in the second semester
11 2002: 13 2000: 17	5 2002: 5 2000: 5	j. Other

Note: Because of a technical problem with the construction of the 2001 Survey, there are no reliable results for 2001. Data from 2000 survey is included for comparison.

20. What writing assignments are assigned (choose a. through i.) and what speaking skills are taught (choose j. through o.) in the required LRW program? *Please mark all that apply.*

<u>2001</u>	<u>2002</u>	<u>2003</u>	
<u>134</u>	<u>150</u>	<u>172</u>	a. Office memoranda
<u>67</u>	<u>70</u>	<u>85</u>	b. Client letters
<u>60</u>	<u>76</u>	<u>87</u>	c. Pretrial briefs
<u>32</u>	<u>35</u>	<u>45</u>	d. Trial briefs
<u>104</u>	<u>126</u>	<u>142</u>	e. Appellate briefs
<u>3</u>	<u>3</u>	<u>6</u>	f. Law review articles
<u>28</u>	<u>38</u>	<u>44</u>	g. Drafting documents
<u>6</u>	<u>8</u>	<u>8</u>	h. Drafting legislation
<u>21</u>	<u>29</u>	<u>48</u>	i. Other writing assignment
<u>39</u>	<u>52</u>	<u>63</u>	j. Pretrial motion argument
<u>15</u>	<u>17</u>	<u>22</u>	k. Trial motion argument
<u>101</u>	<u>115</u>	<u>133</u>	l. Appellate brief argument
<u>34</u>	<u>43</u>	<u>54</u>	m. In-class presentation
<u>16</u>	<u>31</u>	<u>40</u>	n. Oral report to senior partner
<u>9</u>	<u>14</u>	<u>25</u>	o. Other oral skill

21. What percentage of time is spent in the following teaching activities? (Please mark all that apply.)

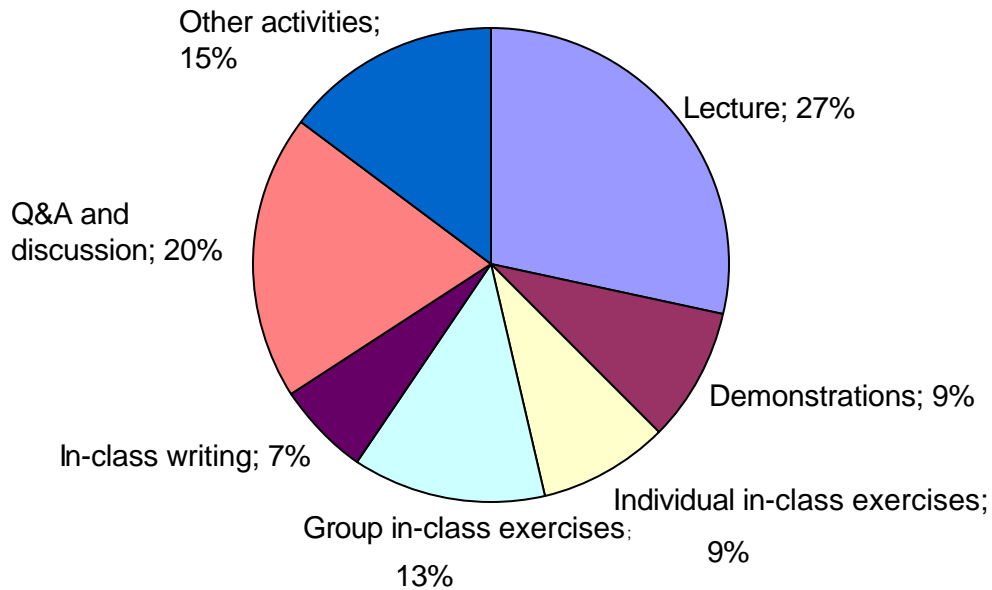
Responses of 0 were excluded from the averages. Pie chart percentages converted to base 100.

<u>2002*</u>	<u>2003</u>	
<u>139</u>	<u>158</u>	a. Lecture (average) 35.43 (min 0; max 90%) . <i>2002 Survey: (average) 35.76 % (min 5 %; max 90 %)</i>
<u>107</u>	<u>127</u>	b. Demonstrations (average) 11.15 (min 0%; max 30%) . <i>2002 Survey: (average) 11.36 % (min 1 %; max 33 %)</i>
<u>106</u>	<u>112</u>	c. Individual in-class exercises (average) 11.29 (min 0%; max 30 %) . <i>2002 Survey: (average) 12.70 % (min 2 %; max 54 %)</i>
<u>131</u>	<u>143</u>	d. Group in-class exercises (average) 16.55 (min 0%; max 35%) . <i>2002 Survey: (average) 16.39 % (min 2.5 %; max 50 %)</i>
<u>83</u>	<u>93</u>	e. In-class writing (average) 8.54 (min 0%; max 25%) <i>2002 Survey: (average) 9.13 % (min 1 %; max 25 %)</i>
<u>136</u>	<u>154</u>	f. Questions and answers and class discussion (average) 24.38 (min 5%; max 70%) <i>2002 Survey: (average) 25.68 % min 2 %; max 80 %)</i>
<u>24**</u>	<u>34</u>	g. Other activities (average) 18.06 (min 0%; max 100%) <i>2002 Survey : (average) 14.05 (min 1 %; max 30 %)</i>

*This question was not asked in the 2001 survey.

**Response of 100 % was not included in the average.

Teaching Activities



22. Are any legal writing assignments coordinated collaboratively by the LRW faculty and doctrine faculty with reading or writing assignments in other first-heat courses?

<u>2001</u>	<u>2002</u>	<u>2003</u>	
<u>2</u>	<u>7</u>	<u>7</u>	a. Yes. The topics are coordinated and taught.
<u>33</u>	<u>41</u>	<u>40</u>	b. Somewhat. The topics of the assignments are coordinated but not the teaching.
<u>102</u>	<u>102</u>	<u>125</u>	c. No.

23. Do you require rewrites of major writing assignments in the required program, and if so, are the rewrites graded?

Note: A major writing assignment is one in which the final product is equal to or greater than 5 pages.

<u>2001</u>	<u>2002</u>	<u>2003</u>	
<u>46</u>	<u>40</u>	<u>50</u>	a. Yes, all major assignments require at least one rewrite
<u>61</u>	<u>83</u>	<u>94</u>	b. Yes, but <u>not all</u> , approximately (average) 52.69 (min; 15%; max 90%) of major assignments required rewrites 2002 Survey: (average) 49.83 % (min 0.5 % ; max 90 %) 2001 Survey: (average) 51% (min 22%; max 85%)
<u>28</u>	<u>24</u>	<u>29</u>	c. No
<u>*</u>	<u>55</u>	<u>58</u>	d. All drafts and rewrites are graded
<u>*</u>	<u>19</u>	<u>23</u>	e. Only final versions are graded after which rewrites are required)
<u>*</u>	<u>34</u>	<u>35</u>	f. Only rewrites are graded

*Note: * This answer was not an option on the 2001 survey. The following question, which was not included in the 2002 survey, was asked in 2001: "For writing assignments with more than one required draft, are drafts other than the final draft graded?" Responses were 56 "Yes," 64 "No," and 22 "Not applicable."*

24. For those major writing assignments on which LRW faculty comment, what is the extent of the comments? *Please mark all that apply. This applies to comments written in pen or pencil on paper, or to feedback provided in similar fashion via computer.*

<u>2001</u>	<u>2002</u>	<u>2003</u>	
<u>133</u>	<u>149</u>	<u>171</u>	a. Comments written on the paper itself and in margins
<u>91</u>	<u>108</u>	<u>127</u>	b. General feedback memo addressed to all students
<u>72</u>	<u>84</u>	<u>96</u>	c. Feedback memo written specifically for the individual student
<u>108</u>	<u>123</u>	<u>132</u>	d. Short comments written at the end of the paper
<u>114</u>	<u>124</u>	<u>144</u>	e. Comments in person during conference
<u>81</u>	<u>82</u>	<u>101</u>	f. Grading grids or score sheets

* 20** 21 g. Other
 *This answer was not an option on the 2001 survey
 **Examples of "other" answers: oral feedback; general feedback in class; audio comments; peer review; checklists.

25. What percentage of major writing assignments in the required course are graded?
Note: A major writing assignment is one in which the final product is equal to or greater than 5 pages. Graded assignments do not include those evaluated with a check, check +, check – or similar method.

<u>2001</u>	<u>2002</u>	<u>2003</u>	
<u>9</u>	<u>12</u>	<u>10</u>	a. 0-25 %
<u>12</u>	<u>9</u>	<u>10</u>	b. 26-50 %
<u>17</u>	<u>21</u>	<u>22</u>	c. 51-75 %
<u>96</u>	<u>106</u>	<u>127</u>	d. 76-100 %

26. What aspects of your program are consistent among the sections?

2003*

Uniform	Generally Consistent	Varies among sections	
100 2002: 91	57 2002: 50	13 2002: 9	a. Syllabus coverage
140 2002: 120	24 2002: 26	5 2002: 4	b. Number of major assignments
105 2002: 93	51 2002: 45	14 2002: 11	c. Due dates & length of most assignments
65 2002: 56	58 2002: 54	48 2002: 38	d. Number of minor assignments
109 2002: 101	27 2002: 23	34 2002: 25	e. Required textbook
154 2002: 137	13 2002: 11	4 2002: 2	f. Citation text (ALWD, Bluebook)
23 2002: 24	67 2002: 50	78 2002: 73	g. Content of class lectures/exercises
72 2002: 55	83 2002: 88	17 2002: 5	h. Grading

*This question was not asked on the 2001 survey.

27. Which citation method do you plan to teach for the 2003-04 academic year?
Please note: This is the only question relating to the upcoming academic year instead of the 2002-03 academic year.

<u>2001</u>	<u>2002</u>	<u>2003</u>	
<u>66</u>	<u>59</u>	<u>60</u>	a. ALWD Citation Manual only
<u>52</u>	<u>60</u>	<u>82</u>	b. Bluebook only
<u>14</u>	<u>13</u>	<u>17</u>	c. Both ALWD Citation Manual and Bluebook
<u>3</u>	<u>5</u>	<u>7</u>	d. Either ALWD Citation Manual or Bluebook, at each teacher's option
<u>*</u>	<u>10**</u>	<u>6</u>	e. Other

**Responses of "Other" in the 2001 survey all provided the information included the new answer "d" and have thus been tabulated there.*
***In the 2002 survey most "other" responses were "undecided."*

28. Which of these services does your law school provide for first-year students?
Please mark as many as apply.

<u>2001</u>	<u>2002</u>	<u>2003</u>	
<u>10</u>	<u>9</u>	<u>15</u>	a. Writing Specialist, full-time
<u>33</u>	<u>27</u>	<u>31</u>	b. Writing Specialist, part-time
<u>29</u>	<u>34</u>	<u>28</u>	c. Tutorial
<u>86</u>	<u>81</u>	<u>108</u>	d. Student teaching assistants helping students
<u>103</u>	<u>110</u>	<u>127</u>	e. Academic support program
<u>0</u>	<u>12*</u>	<u>10</u>	f. Other

**Examples of "other" answers: study skills workshops; summer introductory program; student-staffed writing center; mentors/tutors.*

29. If your law school employs a writing specialist, what is that person's status, training, salary, and gender?

		<i>WRITING SPECIALIST #1</i>	<i>WRITING SPECIALIST #2</i>
STATUS	a. Full-time	14 2002: Because of a design problem with the survey, answers did not fall within specific categories. Answers provided were 2 tenured; 9 part-time; 2 associate director; 4 adjunct; 2 associate prof.; 7 contract; 1 instructor 2000: 10	2 2002: Because of a design problem with the survey, answers did not fall within specific categories. Answers provided were 2 part-time; 1 doctoral candidate; 1 semester contract; 1 graduate assistant 2000: 2
	b. Part-time	28 2000: 26	3 2000: 4
	c. Tenured	3 2000: 4	0 2000: 0
	d. Long-term contract	1 2000: 4	0 2000: 1
	e. Short-term contract	15 2000: 20	2 2000: 4
TRAINING	f. J.D.	15 2002: 12 2000: 16	1 2002: 2 2000: 2
	g. Ph.D. in English	13 2002: 9 2000: 14	1 2002: 0 2000: 1
	h. Other relevant advanced degree	9 2002: 12 2000: 14	3 2002: 2 2000: 4
	i. Other	5 2002: 3 2000: 0	1 2002: 1 2000: 0
Gender	j. Female	31 2002: 28 2000: 31	2 2002: 4 2000: 5

	k. Male	9 2002: 9 2000: 5	3 2002: 2 2000: 0
	<p>j. Salary*</p> <p><i>*Note: 2002 salary figures are suspect because many responses did not specify if amount was per semester or per year.</i></p>	<p>Full-time paid by semester: \$80,000 (based on one response)</p> <p>Full-time paid by year: average \$48,333 based on three responses) (min. \$35,000; max \$60,000)</p> <p>Part-time paid by semester: average \$4,667 based on four responses (min. \$4,000; max \$5,000)</p> <p>Part-time paid year: average \$9,450 based on 7 responses (min. \$1,650; max. \$24,000)</p> <p>2002: Full-time: (average) <u>\$43,750</u> (min \$10,000; max \$60,000)</p> <p>Part-time: (average) <u>\$8,278</u> (min \$3000; max \$30,000)</p> <p>2000: Full-time: (average) <u>\$48,917</u> (min \$7,500; max \$75,000)</p> <p>Part-time: (average) <u>\$12,444</u> (min \$2,215; max \$36,000)</p>	<p>Full-time paid by year: only one response given: \$62,000</p> <p>2002: Only one response given: \$2,500/term</p> <p>2000: Full-time: (average) <u>\$44,000</u> (min \$44,000; max \$44,000)</p> <p>Part-time: (average) <u>\$6,000</u> (min \$4,000; max \$4,000)</p>

Note: Because of a technical problem with the construction of the 2001 Survey, there are no reliable results for 2001. Data from 2000 survey is included for comparison.

30. If your law school employs a writing specialist, what responsibilities does that person have and approximately what percentage of time is allocated to each responsibility? Please mark as many as apply.

<u>2000</u>	<u>2002</u>	<u>2003</u>	
<u>34</u>	<u>32</u>	<u>30</u>	a. Holding student conferences (average) 66.90 (min 20%; max 100%) 2002 Survey: (average) 70.89% (min 5%; max 100%). 2000 Survey: (average) 73% (min 10%; max 100%)
<u>26</u>	<u>5</u>	<u>9</u>	b. Training LRW faculty (average) 6.78 (min 2%; max 20%) 2002 Survey: (average)* 7.5% (min 5%; max 10%) 2000 Survey: (average)#5 (min 0%; max 20%)
<u>32</u>	<u>25</u>	<u>26</u>	c. Providing workshops (average) 26.89 (min 1%; max 100%) 2002 Survey: (average) 24.5% (min 1 %; max 100%). 2000 Survey: (average)19% (min 0%; max 100%)
<u>25</u>	<u>5</u>	<u>6</u>	d. Training law review and advanced moot court students (average) 11.0 (min 1%; max 30%) 2002 Survey (average)* 6.5% min 3 %; max 10%). 2000 Survey: (average) 1% (min 0%; max 10%)
<u>25</u>	<u>6</u>	<u>8</u>	e. Teaching upper-level writing courses (average) 38.13 min 15%; max 75%) 2002 Survey: (average) 37% min 10%; max 80%). 2000 Survey: (average) 8% (min 0%; max 65%)
<u>27</u>	<u>5</u>	<u>10</u>	f. Reviewing upper-level seminar papers (average) 10.78 min 5%; max 15%) 2002 Survey: (average) ** 21.33 % min 4 %; max 50 %). 2000 Survey: (average) 5% (min 0%; max 50%)
<u>24</u>	<u>5</u>	<u>5</u>	g. Publishing scholarly articles and books (average) 13.0 min 10%; max 15%) 2002 Survey: (average)** 13.33 % min 10%; max 20 %) 2000 Survey: (average) 4% (min 0%; max 25%)

*Average based on only two responses.

**Average based on only three responses.

Note: Because of a technical problem with the construction of the 2001 Survey, there are no reliable results for 2001. Data from 2000 survey is included for comparison.

31. Do you have a formal writing center in your law school for your program? Please mark all that apply.

<u>2001</u>	<u>2002</u>	<u>2003</u>	
<u>19</u>	<u>19</u>	<u>24</u>	a. Yes, established (average) 5.77 (min .5; max 16) 2002 Survey: (average) 7.08 (min 1.5; max 17). 2001 Survey: (average) 6.53 (min 2; max 12)
<u>8</u>	<u>6</u>	<u>15</u>	b. Yes, staffed by (average) 1.90 (min 1; max 6)

				professionals
				2002 Survey: <u>(average) 1.83</u> (min 1; max 3).
				2001 Survey: <u>(average) 3.36</u> (min 1; max 6)
<u>10</u>	<u>6</u>	<u>14</u>	c.	Yes, staffed by <u>(average) 6.57</u> (min 1; max 18)
				teaching assistants
				2002 Survey: <u>(average) 7.67</u> (min 2; max 15)
				2001 Survey: <u>(average) 2.5</u> (min 1; max 4)
<u>7*</u>	<u>8</u>	<u>7</u>	d.	Other
<u>42</u>	<u>54</u>	<u>50</u>	e.	No, but the university writing center is available to law students
<u>66</u>	<u>61</u>	<u>83</u>	f.	No
				*The 2001 option for this answer read "Alternative to formal writing center."

V. UPPER-LEVEL WRITING COURSES

32. Does your law school offer elective legal writing courses?
Elective means courses that are not part of the required sequence that all entering law students must take, such as legal research, legal writing, appellate advocacy/moot court.

<u>2001</u>	<u>2002</u>	<u>2003</u>	
<u>16</u>	<u>19</u>	<u>23</u>	a. No, no elective courses are offered
<u>42</u>	<u>42</u>	<u>42</u>	b. Yes, elective courses taught by non-writing faculty
<u>20</u>	<u>18</u>	<u>16</u>	c. Yes, elective courses taught by legal writing faculty (including the director and LRW adjuncts)
<u>51</u>	<u>59</u>	<u>83</u>	d. Yes, elective courses taught by either non-writing and by legal faculty
<u>8</u>	<u>12</u>	<u>5</u>	e. Other

33. Must students satisfy an upper-level writing requirement, beyond the required program, for graduation? *Please mark all courses that are required or count toward the requirement).*

<u>2002</u>	<u>2003</u>	
<u>16</u>	<u>20</u>	No
<u>126</u>	<u>144</u>	Yes

	REQUIRED	NOT REQUIRED BUT COUNT TOWARD REQUIREMENT	2003 TOTAL	2002 TOTAL	2001 TOTAL
a. Advanced legal writing - general	8	32	40	28	30
b. Advanced legal writing - survey	0	16	16	17	11
c. Drafting, general	8	27	35	23	24
d. Drafting, litigation	5	32	37	22	24

e. Drafting, legislation	1	17	18	11	16
f. Drafting, transactional	4	28	32	17	26
g. Advanced advocacy (excluding student-run moot court programs)	8	41	49	37	37
h. Scholarly writing	74	55	129	101	87
i. Judicial opinion writing	1	7	8	6	11
j. Advanced research	12	25	37	24	26
k. Other	8	25	33	48	33
Total Responding	129	305	434	334	328

34. Does your law school train students who are required to produce scholarly writing/seminar papers? *Please mark all that apply.*

<u>2000</u>	<u>2002</u>	<u>2003</u>	
<u>38</u>	<u>53</u>	<u>61</u>	a. No, not at all or seldom
<u>84</u>	<u>84</u>	<u>101</u>	b. The faculty or most faculty do so within the courses for which the paper is written
<u>6</u>	<u>7</u>	<u>9</u>	c. Yes, in writing workshops that are not law school courses
<u>2</u>	<u>7</u>	<u>4</u>	d. Yes, in a separate course taught by non-writing faculty
<u>1</u>	<u>6</u>	<u>3</u>	e. Yes, in a separate course taught by LRW faculty of director
<u>7</u>	<u>10</u>	<u>12</u>	f. Other

35. What courses are taught in the elective writing curriculum and who teaches those courses? *Please mark all that apply.*

	LRW Director	LRW Full-time Faculty	LRW Adjuncts	Non-LRW Full-time Faculty	Non-LRW Adjuncts	Lib.	Other	2003 Total*	2002 Total	2001 Total
a. Advanced legal writing - general writing skills	78	23	8	19	11	1	1	141	63	73
b. Advanced legal writing - survey course	10	9	2	6	3	0	0	24	27	28
c. Drafting, general	8	17	9	25	26	0	3	88	76	64
d. Drafting, litigation	3	13	7	32	37	0	3	95	74	78**

e. Drafting, legislation	2	2	3	31	17	0	3	58	38	42**
f. Drafting, transactional	6	7	5	38	34	0	4	94	75	68**
g. Advanced advocacy (excluding student-run moot court programs)	14	27	16	49	49	0	2	157	127	123**
h. Scholarly writing	10	15	5	55	5	0	6	96	82	71**
i. Judicial opinion writing	1	3	3	10	5	0	1	23	13	22**
j. Advanced research	4	11	2	15	3	80	6	121	102	95**
k. Other	3	8	2	12	5	0	4	34	21	21**

** Note: These totals do not represent number of schools responding because each school could check more than one instructor type for each course.*

***Note: Because of a technical problem with the construction of the Survey, there are no reliable results for 35d. through k. for 2001. Data from 2000 survey is included for comparison.*

36. Approximately how many students enroll each year in the following upper-level writing courses? Is the demand for each upper-level course greater than its availability? (In other words, do more students want to take the course than there are spaces available?) Have additional sections been added to meet student demand?

	# of Students who enroll	Check if there is greater demand than availability.			# of responses 2003
		2003	2002	2001	
a. Advanced legal writing - general writing skills	Average 25.52 (min 10; max 120) answer of 500 excluded 2002: (average) 23.0 (min 5; max 80)**	35 (67%)	23	45	52
b. Advanced legal writing - survey course	Average 18.33 (min 12; max 32) answer of 100 excluded 2002: (average) 20.47 (min 10; max 210)**	19 (83%)	9	14	23

c. Drafting, general	Average 25.0 (min 5; max 75) answers above 100 excluded 2002: (average) 29.74 ** (min 10; max 450)	22 (48%)	21	34	46
d. Drafting, litigation	Average 33.10 (min 10; max 96) Answers above 100 excluded 2002: (average) 40 (min 10; max 150)	24 (50%)	13	36	48
e. Drafting, legislation	Average 17.90 (min 8; max 45) 2002: (average) 19.94 (min 10; max 80)	6 (18%)	3	23	33
f. Drafting, transactional	Average 27.41 (min 3; max 90) (4 answers >150 were excluded) 2002: (average) 25.40** (min 10; max 150)	26 (51%)	13	21*	51
g. Advanced advocacy (excluding student-run moot court programs)	Average 33.74 (min 4; max 100) (7 answers >100 were excluded from average) 2002: (average) 43.45 (min 4; max 200)	33 (40%)	19	25*	82
h. Scholarly writing	Average 96.35 (min 10; max 251) (2 answers >300 were excluded) 2002: (average) 108.92 (min 6; max 300)**	8 (15%)	5	11*	53
i. Judicial opinion writing	Average 15.36 (min 0; max 35) 2002: (average) 22 (min 15; max 40)	4 (27%)	3	6*	15
j. Advanced research	Average 41.30(min 5; max 250) (1 answer of 500 was excluded) 2002: (average) 40.33 (min 5; max 450)**	25 (29%)	22	25*	85

k. Other	Average 32.13 (min 10; max 60) (2 answers >100 were excluded)	5 (24%)	2	No data	21
	2002: (average) 15.8 (min 10; max 300)**				

*Note: Because of a technical problem with the construction of the Survey, there are no reliable results for 36f. through j. for 2001. 2000 data has been substituted for comparison.

**Responses identified as "outliers" were excluded from all 2002 averages.

37. Do any upper-level doctrinal courses taught by full-time faculty include a writing assignment? *Please note: Doctrinal course means a course other than clinics, seminars, or advanced writing courses. Writing assignment means an assignment other than a written traditional examination—either in-class or take-home.*

<u>2001</u>	<u>2002</u>	<u>2003</u>	
<u>3</u>	<u>3</u>	<u>4</u>	a. Yes, all doctrinal courses include a writing component
<u>121</u>	<u>130*</u>	<u>145</u>	b. Yes, some doctrinal courses include a writing component Approximately (average) 23.50 (min 4%; max 80%) of the courses include a writing component. 2002 Survey: <i>(average) 24.62% (min 4%; max 90%)</i> . 2001 Survey: <i>(average) 23.65% (min 5%; max 75%)</i>
<u>7</u>	<u>11</u>	<u>13</u>	c. No, no doctrinal courses include a writing component <i>*The average was computed from 101 answers; 8 answered with some version of "I don't know," and 21 answers included no numerical value.</i>

38. If you answered (a) or (b) in the prior question, what types of assignments do the doctrinal courses include? *Please mark all that apply.*

<u>2001</u>	<u>2002</u>	<u>2003</u>	
<u>52</u>	<u>62</u>	<u>79</u>	a. Drafting—general
<u>58</u>	<u>62</u>	<u>73</u>	b. Drafting—litigation
<u>38</u>	<u>48</u>	<u>47</u>	c. Drafting—legislation
<u>66</u>	<u>70</u>	<u>82</u>	d. Drafting—transactional
<u>34</u>	<u>37</u>	<u>49</u>	e. Advanced advocacy
<u>74</u>	<u>83</u>	<u>86</u>	f. Memoranda or essays
<u>31</u>	<u>28</u>	<u>39</u>	g. Client/Opinion Letters
<u>21</u>	<u>21</u>	<u>25</u>	h. Judicial opinions
<u>89</u>	<u>105</u>	<u>114</u>	i. Scholarly papers
<u>15</u>	<u>18</u>	<u>17</u>	j. Other

39. How much written feedback do students generally receive on assignments in doctrinal courses?

<u>2001</u>	<u>2002</u>	<u>2003</u>	
<u>0</u>	<u>1</u>	<u>0</u>	a. <u>More</u> feedback than in the required writing program
<u>2</u>	<u>1</u>	<u>5</u>	b. <u>About the same</u> amount of feedback as in the required

<u>54</u>	<u>67</u>	<u>31</u>	c.	writing program Somewhat less feedback than in the required writing program
*	*	<u>56</u>	d.	Considerably less feedback than in the required writing program
<u>75</u>	<u>78</u>	<u>68</u>	e.	Don't know

**This answer option was not available in the 2001 and 2002 surveys.*

VI TECHNOLOGY

40. Does the law school provide legal writing faculty with technological resources such as Westlaw, LexisNexis, access to the Internet, and word processing?

<u>2001</u>	<u>2002</u>	<u>2003</u>	
<u>136</u>	<u>149</u>	<u>170</u>	a. Yes
<u>1</u>	<u>2</u>	<u>1</u>	b. No

41. If the law school does provide legal writing faculty with computer technology, how do the resources compare with those of other faculty?

<u>2001</u>	<u>2002</u>	<u>2003</u>	
<u>8</u>	<u>7</u>	<u>3</u>	a. The resources are <u>better</u> than those of other faculty
<u>120</u>	<u>136</u>	<u>158</u>	b. The resources are <u>comparable</u> to those of other faculty
<u>9</u>	<u>6</u>	<u>8</u>	c. The resources are <u>less</u> than those of other faculty

42. Does the LRW program have a Web page?

<u>2001</u>	<u>2002</u>	<u>2003</u>	
<u>59*</u>	<u>33</u>	<u>31</u>	a. Yes, the LRW program has a web page
<u>**</u>	<u>31***</u>	<u>25</u>	b. Yes, at least one member of LRW Faculty has a web page
<u>94</u>	<u>77</u>	<u>91</u>	c. No web pages

**This result is a combination of "Yes" and specific URL answers from the 2001 Survey.*

***This question was not explicitly asked in the 2001 survey.*

****This result is the number of responses in the space provided to enter webpage URLs.*

43. Which of the following technologies do you and your LRW faculty use in your program, and how effective is each technology, rated on a scale of 1 to 5, with 1 being not effective and 5 being very effective:

Answers of "0" were not included in averages.

<u>2003</u>	All	Most	Some	Never	Rating 1 to 5
a. E-mail listserv for students	73 2002: 64 2001: 54	37 2002: 22 2001: 22	29 2002: 36 2001: 36	24 2002: 19 2001: 13	Average 4.29 (min 1; max 5) 2002: (average) 4.13 (min 1; max 5) 2001: (average) 3.47(min 1; max 5)
b. Smart classroom	17 2002: 15 2001: 13	19 2002: 9 2001: 9	55 2002: 44 2001: 37	47 2002: 46 2001: 43	Average 3.91(min 1; max 5) 2002: (average) 3.82 (min 1; max 5) 2001: (average) 2.35 (min 1; max 5)
c. On-line edits	2 2002: 2 2001: 1	4 2002: 4 2001: 0	61 2002: 42 2001: 33	62 2002: 68 2001: 61	Average 3.41 (min 1; max 5) 2002: (average) 3.21 (min 1; max 5) 2001: (average) 1.82 (min 1; max 5)
d. Course web page	25 2002: 30 2001: 27	11 2002: 7 2001: 6	41 2002: 34 2001: 27	64 2002: 48 2001: 49	Average 3.73 (min 1; max 5) 2002: (average) 3.68 (min 1; max 5) 2001: (average) 2.14 (min 1; max 5)
e. Web course utility product (e.g. TWEN, WebCT, Blackboard, etc.)	34 2002: 16 2001: 18	19 2002: 4 2001: 8	54 2002: 23 2001: 24	42 2002: 76 2001: 53	Average 3.86 (min 1; max 5) 2002: (average) 3.33 (min 1; max 5) 2001: (average) 3.0 (min 1; max 5)

VII. DIRECTORS

44. Does your program have a director (a person with direct responsibility for the design, implementation, and supervision of your law school's writing program)?

<u>2001</u>	<u>2002</u>	<u>2003</u>	
<u>120</u>	<u>130</u>	<u>141</u>	a. Yes
<u>17</u>	<u>20</u>	<u>24</u>	b. No
<u>3</u>	<u>3</u>	<u>6</u>	c. No answer

45. If your program has a director, which of these choices best describes the director? Please try to choose one of the descriptions below.

<u>2001</u>	<u>2002</u>	<u>2003</u>	
<u>22</u>	<u>21</u>	<u>26</u>	a. A tenured faculty member whose primary responsibility is directing the legal writing program
<u>16</u>	<u>18</u>	<u>22</u>	b. An untenured faculty member on a tenure track whose

				primary responsibility is directing the legal writing program
<u>47</u>	<u>55</u>	<u>57</u>	c.	A faculty member not on a tenure track whose primary responsibility is directing the legal writing program
<u>9</u>	<u>7</u>	<u>6</u>	d.	A faculty member or administrator whose primary responsibility is not the first-year legal writing program
<u>4</u>	<u>3</u>	<u>1</u>	e.	An administrator whose primary responsibility is directing the legal writing program
<u>9</u>	<u>8</u>	<u>8</u>	f.	A faculty member with clinical tenure or on clinical tenure track
<u>15</u>	<u>17</u>	<u>21</u>	g.	Other

46. Does your program have an associate or assistant director?

<u>2001</u>	<u>2002</u>	<u>2003</u>		
<u>18</u>	<u>19</u>	<u>18</u>	a.	Yes Annual salary of (average) \$63,111 (min \$35,000; max \$100,000). 2002 Survey: <u>(average) \$54,176</u> (min \$20,000; max \$90,000) 2001 Survey: <u>(average) \$37,753*</u> (min \$20,000; max \$47,260)
<u>98</u>	<u>99</u>	<u>117</u>	b.	No

*Note: Average is based on only 3 responses.

47. If the director is not tenured or tenure track, how long is the term of the director's contract?.

<u>2001</u>	<u>2002</u>	<u>2003</u>		
<u>27*</u>	<u>19</u>	<u>20</u>	a.	Number of years: 1 year
<u>1*</u>	<u>4</u>	<u>6</u>		2 years
<u>16*</u>	<u>12</u>	<u>16</u>		3 years
<u>20*</u>	<u>15</u>	<u>15</u>		> 3 years
<u>7</u>	<u>7</u>	<u>3</u>	b.	The contractual terms have never been specifically set out
<u>22</u>	<u>25</u>	<u>38</u>	c.	Not applicable or unknown

* Note: Because of a technical problem with the construction of the 2001 Survey, there are no reliable results for 2001. Data from 2000 survey is included for comparison.

48. What faculty title does the director have in official law school materials (publications, catalogues, signs, etc.)? Please mark all that apply.

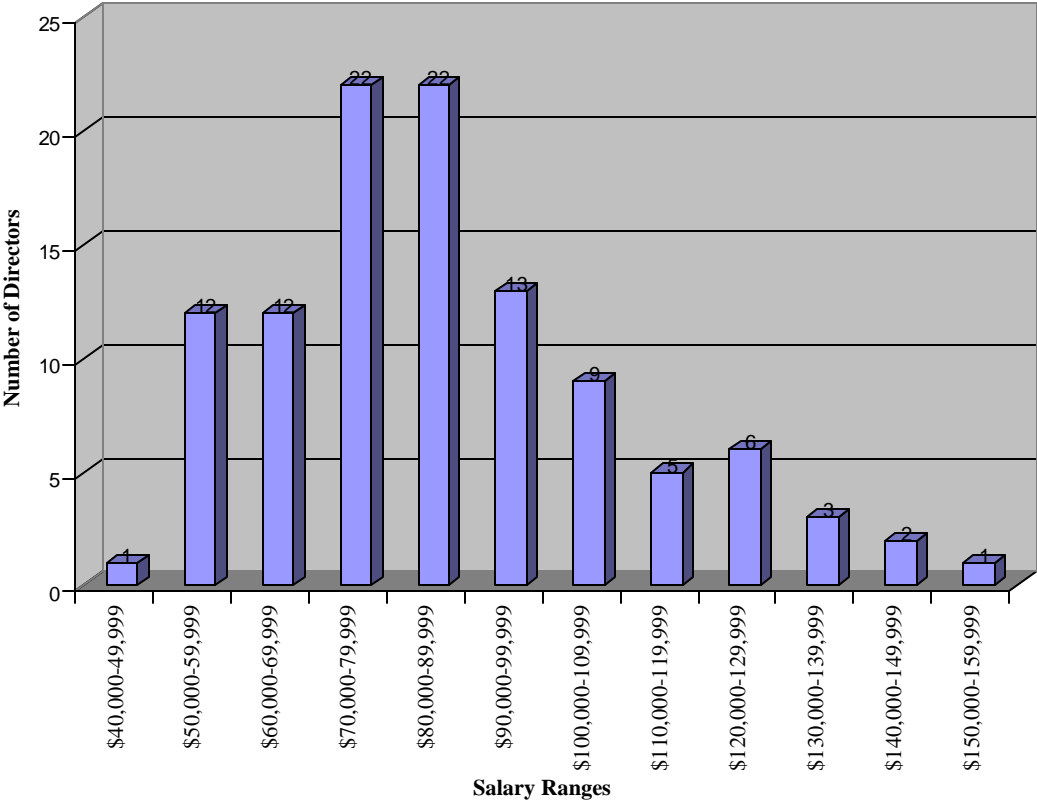
<u>2001</u>	<u>2002</u>	<u>2003</u>		
<u>63</u>	<u>62</u>	<u>71</u>	a.	Professor, associate professor, or assistant professor
<u>12</u>	<u>10</u>	<u>13</u>	b.	Professor, associate professor, or assistant professor of <u>legal writing</u>
<u>3</u>	<u>1</u>	<u>1</u>	c.	<u>Visiting</u> professor or visiting professor of legal writing
<u>16</u>	<u>14</u>	<u>15</u>	d.	<u>Clinical</u> professor, clinical associate professor, or clinical assistant professor

<u>9</u>	<u>9</u>	<u>12</u>	e.	Lecturer or senior lecturer
<u>5</u>	<u>8</u>	<u>8</u>	f.	Instructor
<u>65</u>	<u>57</u>	<u>69</u>	g.	Director
<u>5</u>	<u>4</u>	<u>6</u>	h.	Assistant or associate dean
<u>5</u>	<u>14</u>	<u>9</u>	i.	Other

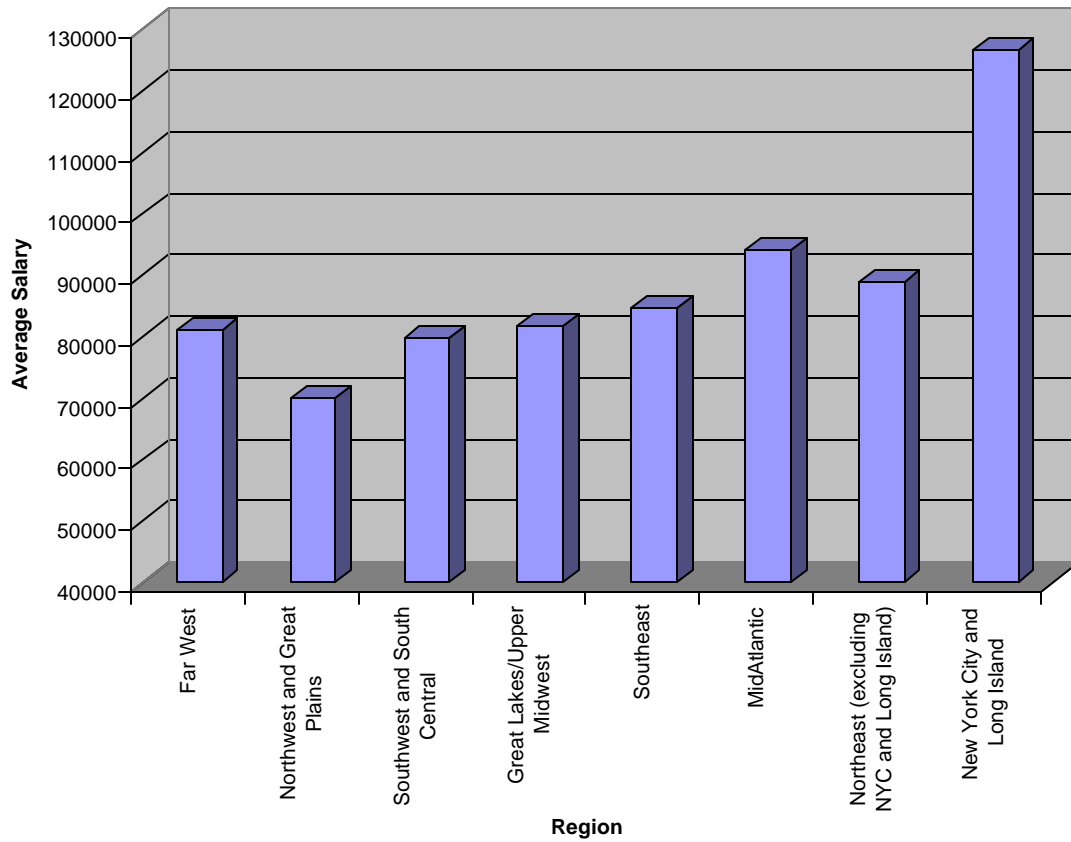
49. What is the current annual base salary of the director? *Base salary is the salary for the current academic year, including any additional stipend for the administrative workload but excluding payments for other work such as summer teaching, academic support, moot court coaching.*

<u>2001</u>	<u>2002</u>	<u>2003</u>	
<u>42</u>	<u>44</u>	<u>51</u>	a. If the salary is based on a 12-month period (Note: Salary for a 12-month <u>calendar contract period</u> , not for a 12-month <u>payment period</u>): (average) \$86,586 (min \$52,500; max \$135,000) 2002 Survey: <u>(average) \$85,389</u> (min \$52,500; max \$130,000) 2001 Survey: <u>(average) \$81,636</u> (min \$54,118, max \$130,000)
<u>51</u>	<u>58</u>	<u>61</u>	b. If the salary is based on a 9- or 10-month period: (average) \$84,187 (min \$43,000; max \$151,000) 2002 Survey: <u>(average) \$79,563</u> (min \$46,000; max \$141,000) 2001 Survey: <u>(average) \$77,210</u> (min \$45,000; max \$136,100) 2003 Survey Combined 12-month & <12-month salaries: (average) \$85,267 (min. \$43,000; max \$151,000) 2002 Survey Combined 12-month & <12 month salaries: <u>(average) \$82,010</u> (min \$46,000; max \$141,000) 2001 Survey Combined 12 months & <12 month salaries: <u>(average) \$79,209</u> (min \$45,100; max \$136,100)
<u>8</u>	<u>9</u>	<u>9</u>	c. N/A

Director Salary Range



Director Salary by Region



Director Salary by Region

Region	2003			2002	2001
	Average	Minimum	Maximum	Average	Average
New York City & Long Island	\$126,700	\$99,800	\$151,000	\$121,167	\$105,500
Mid Atlantic	\$94,033	\$75,000	\$146,000	\$92,427	\$86,735
Northeastern (excluding New York City and Long Island)	\$89,014	\$61,000	\$129,125	\$82,236	\$87,583
Southeast	\$84,658	\$52,000	\$135,000	\$76,218	\$79,708
Great Lakes/Upper Midwest	\$81,700	\$55,000	\$132,000	\$82,190	\$72,850
Far West	\$81,240	\$43,000	\$120,000	\$80,924	\$78,693
Southwest & South Central	\$79,898	\$50,000	\$145,000	\$73,205	\$72,271
Northwest & Great Plains	\$69,959	\$58,835	\$100,000	\$69,100	\$68,900

Question 6 by Question 49

Director Salary by Geographical Setting

Geography	2003			2002	2001
	Average	Minimum	Maximum	Average	Average
Urban	\$85,803	\$50,000	\$151,000	\$82,168	\$80,970
Suburban	\$91,606	\$43,000	\$146,000	\$87,324	\$76,688
Rural	\$68,854	\$52,500	\$87,000	\$70,471	\$72,750

Question 7 by Question 49

Director Salary by Institution Type

Institution Type	2003			2002	2001
	Average	Minimum	Maximum	Average	Average
Public	\$82,775	\$50,000	\$146,000	\$78,379	not available
Private	\$87,558	\$43,000	\$151,000	\$84,605	not available

Question 8 by Question 49

Director Salary by School Size

Size of School	2003			2002	2001
	Average	Minimum	Maximum	Average	Average
<100 Students	\$67,306	\$55,000	\$108,000	\$53,575	\$61,000
101 to 150 Students	\$86,750	\$50,000	\$125,000	\$82,557	\$74,077
151 to 200 Students	\$86,499	\$43,000	\$146,000	\$85,848	\$80,573
201-250 Students	\$84,232	\$50,180	\$124,000	\$75,414	\$75,039
251-300 Students	\$84,970	\$61,000	\$120,000	\$77,429	\$79,472
>300 Students	\$89,369	\$50,750	\$151,000	\$92,958	\$89,773

Question 9 by Question 49

Director Salary by Years Since J.D.

# of Responses	Range of Time	2003			2002	2001
		Average	Minimum	Maximum	Average	Average
0	0-5 yrs	0	0	0	\$0	\$70,000
15	6-10 yrs	\$75,167	\$55,000	\$95,000	\$73,376	\$73,178
42	11-15 yrs	\$77,549	\$50,180	\$135,000	\$71,541	\$75,330
35	16-20 yrs	\$82,002	\$43,000	\$125,000	\$80,841	\$76,633
31	21-25 yrs	\$99,173	\$50,000	\$151,000	\$99,955	\$87,018
20	26+ yrs	\$102,612	\$58,835	\$145,000	\$91,644	\$99,500

Question 3 by Question 49

Director Salary by Number of Years Law School Teaching

2003					2002
# of Responses	Range of Time	Average	Minimum	Maximum	Average
33	0-5 yrs	\$74,412	\$43,000	\$105,000	\$70,706
41	6-10 yrs	\$80,531	\$52,500	\$135,000	\$77,825
45	11-15 yrs	\$84,044	\$52,000	\$132,000	\$81,873
25	16-20 yrs	\$92,521	\$50,000	\$151,000	\$96,035
14	21-25 yrs	\$117,400	\$82,000	\$146,000	\$105,200
2	26+ yrs	No responses reported values			\$0

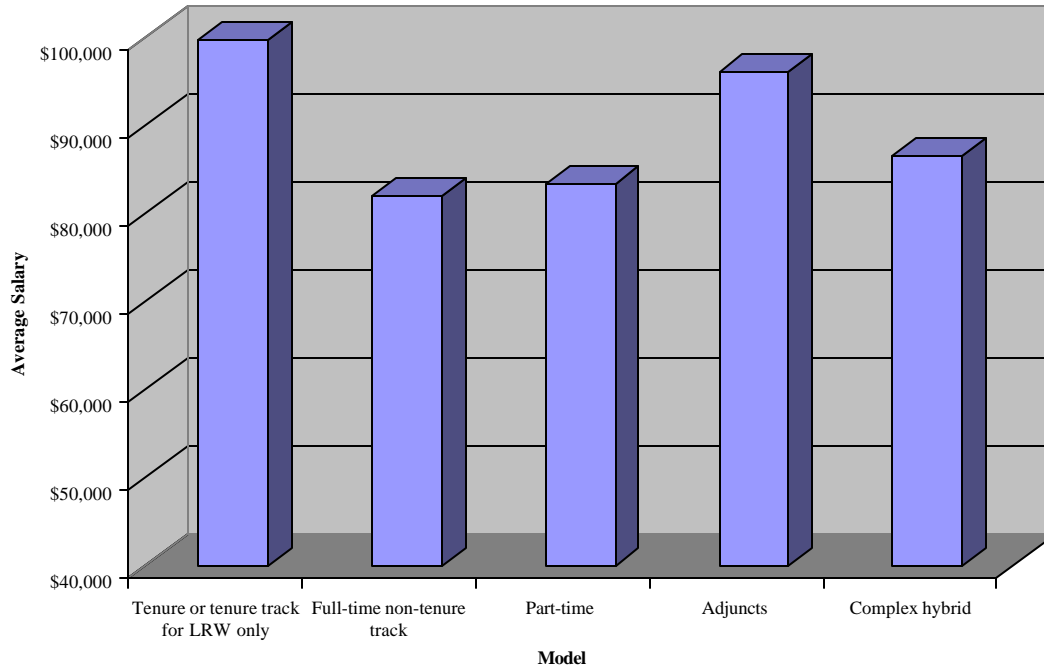
Question 4 by Question 49

Director Salary by Years Directing Current Program

2003				
# of Responses	Range of Time	Average	Minimum	Maximum
54	0-5 yrs	\$81,590	\$43,000	\$145,000
27	6-10 yrs	\$85,729	\$50,000	\$135,000
11	11-15 yrs	\$90,197	\$58,835	\$146,000
13	16+ yrs	\$100,923	\$56,000	\$151,000

Question 5 by 49

Director Salary by Staffing Model

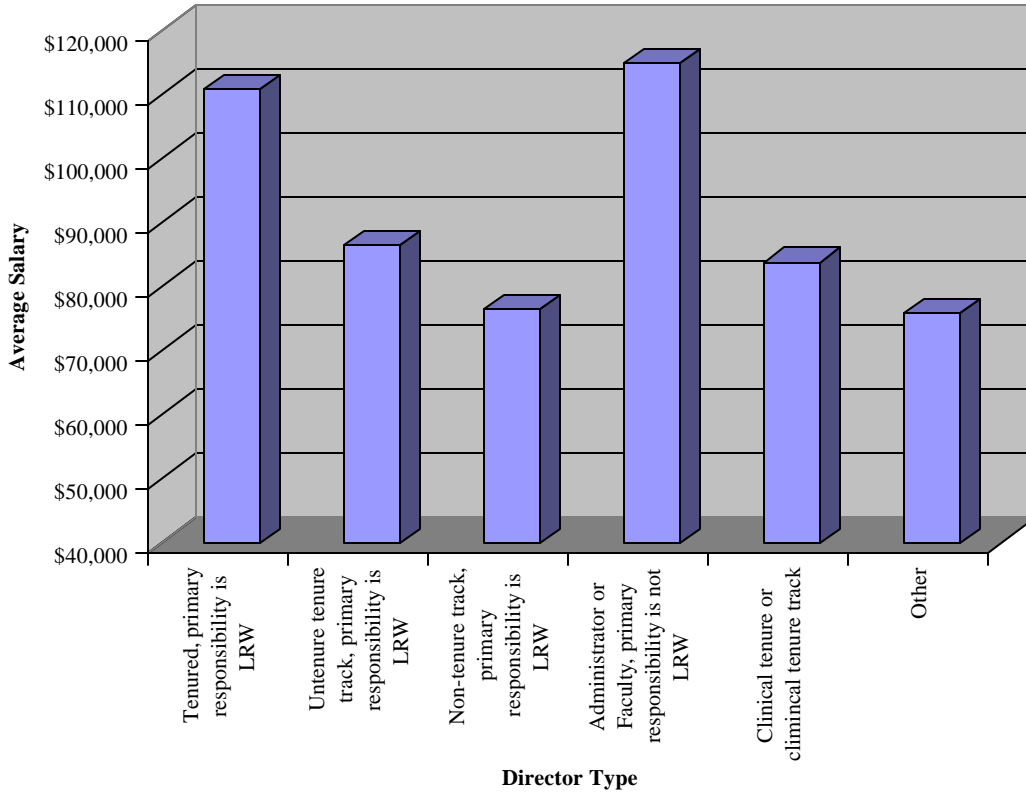


Director Salary by Staffing Model

Model	2003			2002	2001
	Average	Minimum	Maximum	Average	Average
Tenure or tenure-track for LRW only	*\$99,600	\$74,000	\$125,000	\$98,333	\$122,500
Full-time non-tenure track	\$81,838	\$43,000	\$145,000	\$76,744	\$73,394
Part-time	*\$83,312	\$61,000	\$100,000	N/A	N/A
Adjuncts	\$96,000	\$62,000	\$151,000	\$93,789	\$83,996
Complex hybrid	\$86,441	\$50,000	\$146,000	\$84,733	\$81,506

Question 10 by Question 49 *average based on only 3 responses

Director Salary by Director Type



Director Salary by Director Type

Model	2003			2002	2001
	Average	Minimum	Maximum	Average	Average
Tenured, primary responsibility is LRW	\$110,786	\$74,000	\$151,000	\$106,506	\$102,138
Untenured tenure track, primary responsibility is LRW	\$86,420	\$60,000	\$108,000	\$84,690	\$75,883
Non-tenure track, primary responsibility is LRW	\$76,533	\$43,000	\$120,000	\$70,541	\$69,436
Administrator or faculty, primary responsibility not LRW	\$115,000	\$100,000	\$125,000	\$97,167	\$92,200
Administrator, primary responsibility is LRW	No responses reported values			\$0	\$62,667
Clinical tenure or clinical tenure track	\$83,813	\$62,000	\$132,000	\$81,894	\$78,690
Other	\$75,957	\$50,180	\$135,000	\$84,700	\$77,386

Question 45 by Question 49

50. What personnel benefits does the director receive?

<u>2001</u>	<u>2002</u>	<u>2003</u>	
<u>105</u>	<u>116</u>	<u>129</u>	a. The same benefits as tenure-track faculty
<u>13</u>	<u>10</u>	<u>11</u>	b. The same benefits as non-tenure-track faculty
			<i>If the answer is not a or b, please mark all of the benefits below that apply.</i>
<u>13</u>	<u>8</u>	<u>12</u>	c. Health insurance and related benefits
<u>0</u>	<u>8</u>	<u>11</u>	d. Life insurance
<u>11</u>	<u>8</u>	<u>13</u>	e. Contributions to retirement
<u>1</u>	<u>1</u>	<u>1</u>	f. Other
<u>1</u>	<u>0</u>	<u>0</u>	g. None

51. Past surveys have found a discrepancy between salaries paid tenure-track faculty and LRW directors. You may wish to inquire to determine the situation at your law school. Please provide us with your best estimate of the difference between the current annual base salary of the director and the annual base salary of an entry-level tenure-track faculty member at your law school?

<u>2000</u>	<u>2002</u>	<u>2003</u>	
<u>32</u>	<u>23</u>	<u>22</u>	a. The director earns (average) \$23,477 (min \$22,000; max \$70,000) more than the new tenure-track faculty member 2002 Survey: <u>(average) \$23,341 (min \$3,000; max \$45,000)</u> 2000 Survey: <u>(average) \$25,207 (min \$4,000; max \$65,000)</u>
<u>17</u>	<u>22</u>	<u>25</u>	b. The director earns roughly the <u>same</u> as the new tenure-track faculty member
<u>40</u>	<u>23</u>	<u>30</u>	c. The director earns (average) \$18,569 (min \$2,500; max \$42,000) less than the new tenure-track faculty member 2002 Survey: <u>(average) \$23,000 (min \$5,000; max \$60,000)</u> 2000 Survey: <u>(average) \$18,057 (min \$3,000, max 60,000)</u>
<u>20</u>	<u>33</u>	<u>37</u>	d. Don't know
<u>3</u>	<u>9</u>	<u>10</u>	e. N/A

52. What is your best estimate of the difference between the annual base salary of the director and the annual base salary of an entry-level clinician at your law school?

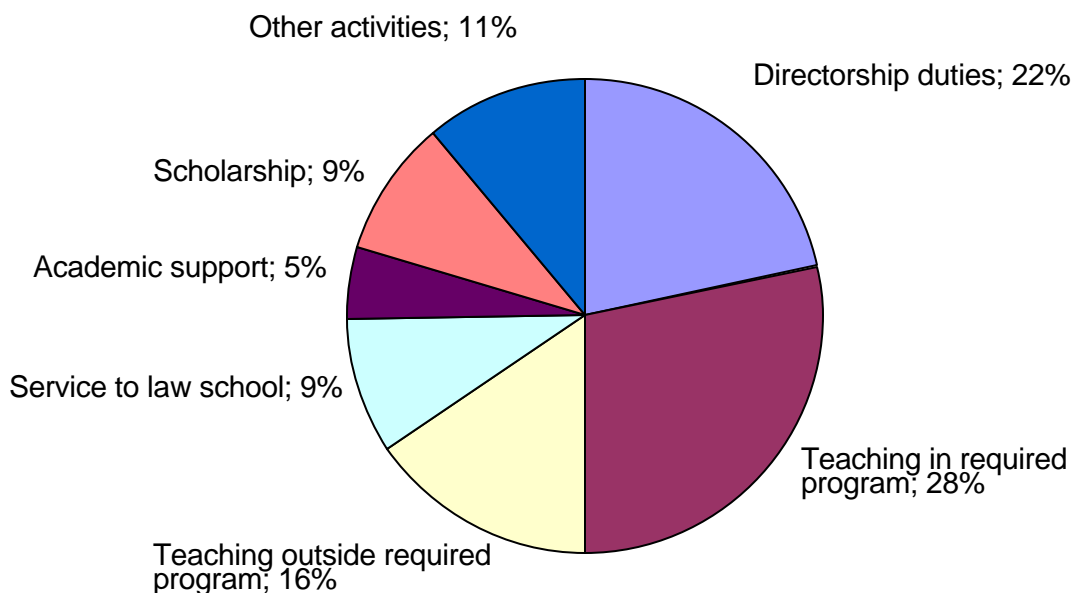
<u>2001</u>	<u>2002</u>	<u>2003</u>	
<u>25</u>	<u>26</u>	<u>32</u>	a. The director earns approximately (average) \$28,017 (min \$10,000; max \$50,000) more than the new clinician (Answer of \$90,000 excluded) 2002 Survey: <u>(average) \$24,087 (min \$10,000; max \$50,000)</u> 2001 Survey: <u>(average) \$24,591 (min, \$5,000; max 50,000)</u>

<u>10</u>	<u>10</u>	<u>12</u>	b.	The director earns roughly the <u>same</u> as the new clinician
<u>6</u>	<u>4</u>	<u>5</u>	c.	The director earns approximately (average) \$9,600 (min \$8,000 ; max \$10,000) less than the new clinician 2002 Survey: <u>(average) \$ 25,000 (min \$10,000; max \$45,000)</u> 2001 Survey: <u>(average)\$12,000 (min \$5,000; max \$20,000)</u>
<u>15</u>	<u>11</u>	<u>11</u>	d.	Clinicians are paid tenure-track salaries
<u>14</u>	<u>12</u>	<u>13</u>	e.	No clinicians at my school
<u>39</u>	<u>50</u>	<u>56</u>	f.	Don't know

53. For the current academic year, please indicate the percentage of time the director devoted to the following activities: *Note: Averages do not include responses of zero. Thus, the total percentages exceed 100%. The pie chart has converted these percentages to a base of 100.*

<u>2001</u>	<u>2002</u>	<u>2003</u>		
<u>119</u>	<u>122</u>	<u>139</u>	a.	Directorship duties, such as administering, training LRW faculty members, (but excluding teaching in the required program): (average) 28.78% (min 5%; max 75%) 2002 Survey: <u>(average) 30.42% (min 2%; max 85%)</u> 2001 Survey: <u>(average)30% (min 5%; max 85%)</u>
<u>113</u>	<u>113</u>	<u>128</u>	b.	Teaching students in the required program: (average) 38.20% (min 0%; max 80%) 2002 Survey: <u>(average) 40.69% (min 0%; max 100%)</u> 2001 Survey: <u>(average)34% (min 0%; max 100%)</u>
<u>77</u>	<u>78</u>	<u>90</u>	c.	Teaching outside the required program: (average) 21.31% (min 5%; max 60%) 2002 Survey: <u>(average) 20.52% (min 0%; max 60%)</u> 2001 Survey: <u>(average)18% (min 0%; max 60%)</u>
<u>110</u>	<u>113</u>	<u>126</u>	d.	Service to the law school (Such as committee work, coaching moot court teams, advising law review): (average) 11.86% (min 1%; max 85%) 2002 Survey: <u>(average) 12.62% (min 1%; max 90%)</u> 2001 Survey: <u>(average)12% (min 0%; max 70%)</u>
<u>51</u>	<u>34</u>	<u>46</u>	e.	Academic Support: (average) 6.78% (min 0%; max 45%) 2002 Survey: <u>(average) 9.25% (min 0%; max 25%)</u> 2001 Survey: <u>(average) 8% (min 0%; max 50%)</u>
<u>75</u>	<u>67</u>	<u>81</u>	f.	Scholarship: (average) 12.09% (min 0%; max 50%) 2002 Survey: <u>(average) 11.38% (min 0%; max 35%)</u> 2001 Survey: <u>(average) 9% (min 0%; max 50%)</u>
<u>34</u>	<u>20</u>	<u>29</u>	g.	Other activities: (average) 14.83% (min 0%; max 50%) 2002 Survey: <u>(average) 15.0% (min 0%; max 45%)</u> 2001 Survey: <u>(average) 15% (min 0%; max 60%)</u>

Directors' Workload



54. During the current academic year, please indicate the director's workload in the required program by filling in the chart below. *Averages do not include zero responses.*

Fall Semester	Spring Semester	
total responses: 125 Average 30.15 (min.0; max 99.)	total responses: 124 Average 28.22 (min.0; max.99)	a. Number of students taught at least weekly in the required program: 2002- Fall: (average) 30.16 (min 0; max 475) 2002 - Spring: (average) 30 (min 0; max 475) 2001* - Fall: (average 32) (min 9; max 97) 2001* - Spring: (average 32) (min 10; max 97) *Some 2001 survey respondents appear to have given the total number of students in the required program, not the director's workload of students.
total responses: 125 Average 2.81(min.0; max.9)	total responses: 121 Average 2.56 (min.0; max.6.5)	b. In-class hours of teaching each week: 2002- Fall: (average) 2.99 (min 0; max 9) 2002 - Spring: (average) 2.75 (min 0; max 8) 2001- Fall: (average 2.93) (min 1; max 9) 2001 - Spring: (average 2.88) (min 1; max 9)

total responses: 125 Average 3.03 (min.0; max.7)	total responses: 121 Average 2.61 (min.0; max.9)	c. Number of major assignments (final product of ≥ 5 pages): 2002- Fall: (average) 3.12 (min 1; max 10) 2002 - Spring: (average) 2.68 (min 1; max 9) 2001 - Fall: (average 3.12) (min 1; max 10) 2001 - Spring: (average 2.84) (min 1; max 8)
total responses: 122 Average 3.58 (min.0; max.18)	total responses: 112 Average 2.84 (min.0; max.18)	d. Number of minor assignments (final product of < 5 pages): 2002- Fall: (average) 4.21 (min 1; max 20) 2002 - Spring: (average) 3.66 (min 1; max 15) 2001 - Fall: (average 4.42) (min 1; max 30) 2001 - Spring: (average 3.32) (min 1; max 15)
total responses: 114 Average 1,063.43 (min.0; max.4300)	total responses: 112 Average 1,083.55 (min.0; max.4300)	e. Total number of pages of student work read per term (# of students x (pages for c+d) = e: 2002- Fall: (average) 1,134 (min 88; max 3672) 2002 - Spring: (average) 1,071 (min 54; max 2750) 2001 - Fall: (average) 983 (min 100; max 2590) 2001 - Spring: (average) 1120 (min 100; max 3040)
total responses: 116 Average 37.64 (min.0; max. 150)	total responses: 113 Average 35.94 (min.0; max. 150)	f. Total hours in conference required or strongly recommended (# of students x hrs of conference): 2002- Fall: (average) 36.23 (min 5; max 112) 2002 - Spring: (average) 37.65 (min 5; max 119) 2001 - Fall: (average) 38 (min 3; max 200*) 2001 - Spring: (average) 36 (min 50; max 200*) *Maximum values may have been improperly reported.
total responses: 118 Average 37.78 (min.0; max. 120)	total responses: 113 Average 34.09 (min.0; max. 160)	g. Total hours preparing major research and writing assignments. 2002- Fall: (average) 40.97 (min 5; max 160) 2002 - Spring: (average) 38.95 (min 5; max 160) (This was a new question for the 2002 survey.)
total responses: 113 Average 44.16 (min.0; max. 150)	total responses: 110 Average 40.90 (min.0; max. 150)	h. Total hours preparing for class (excluding the hours preparing research and writing assignments reported above in g). 2002- Fall: (average) 50.31 (min 1; max 250) 2002 - Spring: (average) 46.96 (min 1; max 250) (This was a new question for the 2002 survey.)

55. Did the director teach courses other than required writing courses in the current academic year?

<u>2001</u>	<u>2002</u>	<u>2003</u>	
<u>6</u>	<u>6</u>	<u>4</u>	a. Yes, only academic support
<u>65</u>	<u>71</u>	<u>89</u>	b. Yes, courses other than academic support
<u>48</u>	<u>48</u>	<u>48</u>	c. No
<u>24</u>	<u>2</u>	<u>0</u>	d. N/A

56. If the director taught courses in the current academic year other than required writing courses:

<u>2001</u>	<u>2002</u>	<u>2003</u>	
<u>69</u>	<u>80</u>	<u>91</u>	a. How many courses did the director teach? <u>(average) 1.82 (min 1; max 6)</u> 2002 Survey: <u>(average) 1.77 (min 1; max 4)</u>
<u>65</u>	<u>74</u>	<u>84</u>	b. How many of those courses were on legal writing, drafting, or advanced advocacy? <u>(average) 0.68 (min 1; max 3)</u> 2002 Survey: <u>(average) 1.46 (min 1; max 4)</u> 2001 Survey: <u>(average) 1.62 (min 1; max 6)</u>
<u>*</u>	<u>68</u>	<u>80</u>	c. How many of those courses were courses on subjects <u>other than</u> legal writing, drafting or oral advocacy? <u>(average) 1.35 (min 1; max 4)</u> 2002 Survey: <u>(average) 1.57 (min 1; max 4)</u> 2001 Survey: <u>(average) * (min *; max *)</u>
<u>49</u>	<u>56</u>	<u>72</u>	d. What were the subject areas of the non-writing courses? <u>2003 Survey: various</u> 2002 Survey: <u>various</u> 2001 Survey: <u>various</u>
<u>63</u>	<u>74</u>	<u>89</u>	e. How many total credit hours for other than entry-level courses? <u>(average) 4.97 (min 1; max 16)</u> . 2002 Survey: <u>(average) 5.14 (min 1; max 16)</u> 2001 Survey: <u>(average) 5.29 (min 1; max 16)</u>
<u>70</u>	<u>75</u>	<u>91</u>	f. Did the director receive additional compensation? <u>Yes: 24</u> <u>No: 67</u> 2002 Survey: <u>Yes: 21 No: 56</u> 2001 Survey: <u>Yes: 14 No: 56</u>
<u>7</u>	<u>18</u>	<u>19</u>	g. How much additional compensation? <u>(average) \$7,342.85 (min \$1,500; max \$16,000)</u> . 2002 Survey: <u>(average) \$9,668 (min \$4,500; max \$30,000)</u> 2001 Survey: <u>(average) \$8,250 (min \$3,000; max \$17,000)</u>

*Questionable data for 56 c.

57. How many people does the director supervise and what are the genders? *Note: full-time professionals includes LRW faculty, writing specialists, academic support personnel, etc. Note: Responses of 0 were excluded from the averages.*

	a. Full-time professionals			b. Part-time* professionals not enrolled in the law school			c. Adjuncts			d. Law School Graduate Students			e. Teaching or Research Assistants		
	2003	2002	2001	2003	2002	2001	2003	2002	2001	2003	2002	2001	2003	2002	2001
Responses:	110	93	87	27	25	24	54	62	60	12	11	8	83	71	69
# of Females:	331	306	264	82	54	36	473	431	458	111	41	27	650	574	668
Average:	3.0	3.33	3.03	3.04	2.7	1.5	8.76	7.31	7.63	9.25	6.83	3.38	7.83	8.44	9.68
% Female	67%	71%	68%	71%	83%	64%	53%	50%	56%	65%	63%	57%	62%	66%	59%
Responses:	84	74	72	17	13	12	48	52	51	10	10	4	65	58	63
# of Males:	165	128	123	34	11	20	416	423	357	59	24	20	401	297	458
Average:	1.96	1.86	1.71	2.0	1.57	1.67	8.67	8.63	7	5.90	4.8	5	6.17	5.5	7.27
% Male	33%	29%	32%	29%	17%	36%	47%	50%	44%	35%	37%	43%	38%	34%	41%
Total # by category	496	434	387	116	65	56	889	854	815	170	65	47	1051	871	1126

58. Does the director participate in the following activities either as part of core job responsibilities or as an additional activity with additional compensations? (Please mark all that apply and fill in the approximate amount of additional compensations.)

Note: No averages computed because only one answer per question was greater than 0.

Core Job Responsibility			Additional Activity			N/A		Additional Compensation	Activity
2003	2002	2001	2003	2002	2001	2003	2002		
14	10	13	28	20	21	61	121	One response: \$3,500 2002: (min \$0 ; max \$0) 2001: (average) \$250 (min \$0; max \$500)	a. Coach in-house Moot Court teams
11	9	12	23	21	21	57	121	No responses 2002: (min \$0; max \$5,000)	b. Coach outside Moot Court teams

1	1	2	7	8	8	70	142	No responses 2002: (min \$0; max \$0)	c. Coach outside negotiation & counseling teams
51	41	45	36	38	27	33	72	One response: \$1,500 2002: (min \$0; max \$0)	d. Faculty advisor to students
57	57	59	45	39	31	19	55	Average \$1,125 (4 responses) 2002: (min \$0; max \$500)	e. First-year orientation
14	11	17	19	17	18	50	123	1 response: \$10,000 2002: (min \$0; max \$10,000)	f. Academic support
8	4	9	16	11	14	61	136	No responses 2002: (min \$0; max \$0)	g. Law Review advisor
10	10	7	6	3	5	59	8	No responses 2002: (min \$0; max \$0)	h. Writing Center
14	17	23	15	9	9	38	125	No responses 2002: (min \$0; max \$500)	i. Other activities.

Note: Because of a technical problem with the construction of the Survey, there are no reliable results for the averages/minimum/maximum for 58.b. through i. for 2001.

59. Does the director serve on faculty committees?

<u>2001</u>	<u>2002</u>	<u>2003</u>	
<u>107*</u>	<u>112</u>	<u>124</u>	a. Yes, as a voting member. (*Includes "voting" and "non-voting" responses)
<u>**</u>	<u>10</u>	<u>7</u>	b. Yes, as a non-voting member
			c. If yes, which committee(s)? (Please mark all that apply)
<u>25</u>	<u>28</u>	<u>26</u>	Admissions Committee
<u>14</u>	<u>15</u>	<u>20</u>	Appointments Committee
<u>5</u>	<u>7</u>	<u>9</u>	Clerkship Committee
<u>45</u>	<u>53</u>	<u>54</u>	Curriculum Committee
<u>10</u>	<u>13</u>	<u>14</u>	Moot Court Committee
<u>11</u>	<u>14</u>	<u>20</u>	Library Committee
<u>20</u>	<u>24</u>	<u>32</u>	LRW Committee
<u>**</u>	<u>12</u>	<u>14</u>	Technology Committee
<u>71</u>	<u>52</u>	<u>63</u>	Other
<u>0</u>	<u>32</u>	<u>9</u>	d. No
<u>**</u>	<u>0</u>	<u>0</u>	e. Not applicable

***This answer was not an option on the 2001 Survey.*

60. If the director is not on tenure track, may the director attend faculty meetings?

<u>2001</u>	<u>2002</u>	<u>2003</u>	
<u>14</u>	<u>13</u>	<u>10</u>	a. Yes, as a voting member on <u>all</u> matters
<u>26</u>	<u>31</u>	<u>41</u>	b. Yes, as a voting member on all matters <u>except</u> hiring, promotion or tenure
<u>28</u>	<u>31</u>	<u>27</u>	c. Yes, as a <u>non-voting</u> member
<u>1</u>	<u>1</u>	<u>2</u>	d. No
<u>74</u>	<u>25</u>	<u>41</u>	e. N/A

61. May a clinician who is not on tenure track attend faculty meeting?

<u>2001</u>	<u>2002</u>	<u>2003</u>	
<u>13</u>	<u>13</u>	<u>13</u>	a. Yes, as a voting member on <u>all</u> matters
<u>34</u>	<u>48</u>	<u>52</u>	b. Yes, as a voting member on all matters <u>except</u> hiring, promotion, or tenure
<u>33</u>	<u>35</u>	<u>27</u>	c. Yes, as a <u>non-voting</u> member
<u>2</u>	<u>2</u>	<u>5</u>	d. No
<u>61</u>	<u>23</u>	<u>40</u>	e. N/A

62. Does the director have an obligation to produce written scholarship?

	a. Is the director on tenure track?		b. Is the director. . . .			c. Is the scholarship of the same quality and quantity as tenure -track faculty?		
	Yes	No	<u>required to produce scholarship?</u>	<u>expected to produce scholarship?</u>	<u>neither required nor expected to produce scholarship?</u>	Yes	No	Not specified
<u>2003</u>	60	72	47	28	53	54	12	31
<u>2002</u>	51	73	46	21	55	48	7	23
<u>2001</u>	48	66	40	24	50	48	11	21

63. Is the hiring process for the director the same as the process for tenure-track faculty?

<u>2001</u>	<u>2002</u>	<u>2003</u>	
<u>43</u>	<u>48</u>	<u>53</u>	a. Yes, <u>because</u> the director is tenure track
<u>3</u>	<u>4</u>	<u>3</u>	b. No, <u>although</u> the director is tenure track
<u>24</u>	<u>29</u>	<u>28</u>	c. Yes, <u>although</u> the director is not tenure track
<u>37</u>	<u>37</u>	<u>42</u>	d. No, there is a <u>different</u> process
<u>9</u>	<u>3</u>	<u>7</u>	e. Other

64. Is the director eligible for leave? *Please mark all that apply.*

<u>2001</u>	<u>2002</u>	<u>2003</u>	
<u>48</u>	<u>50</u>	<u>57</u>	a. Paid sabbaticals
<u>16</u>	<u>14</u>	<u>15</u>	b. Unpaid sabbaticals
<u>31</u>	<u>35</u>	<u>39</u>	c. Leave
<u>25</u>	<u>28</u>	<u>25</u>	d. Reduce load
<u>11</u>	<u>14</u>	<u>11</u>	e. Other

VIII. FULL-TIME LEGAL WRITING FACULTY MEMBERS (excluding directors)

65. What is the employment status of the full-time faculty members in your program?
*Please mark all that apply.**

<u>2001</u>	<u>2002</u>	<u>2003</u>	
<u>15</u>	<u>20</u>	<u>26</u>	a. Tenure or tenure-track
<u>7</u>	<u>17</u>	<u>23</u>	b. ABA Standard 405(c) status
<u>34</u>	<u>36</u>	<u>38</u>	c. Contracts of 3 years in length or more
<u>15</u>	<u>19</u>	<u>21</u>	d. Contracts of 2 years in length
<u>56</u>	<u>65</u>	<u>60</u>	e. Contracts of 1 year in length

**This direction was not included on the 2001 Survey*

66. If the LRW faculty members are on contracts, is there a limit to the total number of years the writing teacher may teach at the law school? (Is the position “capped”?)

<u>2001</u>	<u>2002</u>	<u>2003</u>	
<u>85</u>	<u>100</u>	<u>110</u>	a. No, there is no limit
<u>7</u>	<u>9</u>	<u>11</u>	b. Yes, the limit is (average) 3.55 (min 2; max 7) <i>2002 Survey: (average) 4.22 (min 2; max 7)</i>

67. If your program is “uncapped,” what are the lengths of typical contract terms?

	a. First term	b. Second term	c. Third term	d. Fourth term
<u>2003</u>	104 responses Average: 1.26 (min.1; max. 3)	96 responses Average: 1.58 (min. 1; max 5)	96 responses Average: 2.05 (min. 1; max 7)	93 responses Average: 2.53 (min. 1; max 7)
<u>2002</u>	<i>(average) 1.21</i> (min 1; max 3) yrs	<i>(average) 1.49</i> (min 1; max 3) yrs	<i>(average) 1.86</i> (min 1; max 5) yrs	<i>(average) 2.22</i> (min 1; max 7) yrs
<u>2001</u>	<i>(average) 1.19</i> (min 1; max 3)	<i>(average) 1.54</i> (min 1; max 7)	<i>(average) 1.90</i> (min 1; max 7)	<i>(average) 2.21</i> (min 1; max 7)

68. What faculty title do the LRW faculty members have in official materials (publications, catalogues, signs, etc.) at your law school? *Please mark all that apply.*

<u>2001</u>	<u>2002</u>	<u>2003</u>	
<u>23</u>	<u>27</u>	<u>34</u>	a. Professor, associate professor, or assistant professor
<u>21</u>	<u>25</u>	<u>33</u>	b. Professor, associate professor, or assistant professor of <u>legal writing</u>
<u>5</u>	<u>3</u>	<u>1</u>	c. <u>Visiting</u> professor or visiting professor of legal writing
<u>8</u>	<u>9</u>	<u>11</u>	d. <u>Clinical</u> professor, clinical associate professor, or clinical assistant professor
<u>16</u>	<u>17</u>	<u>17</u>	e. Lecturer or senior lecturer
<u>35</u>	<u>36</u>	<u>40</u>	f. Instructor
<u>0</u>	<u>0</u>	<u>0</u>	g. Assistant or Associate Dean
<u>16</u>	<u>14</u>	<u>19</u>	h. Other

69. What is the size and location of LRW offices? *Please mark all that apply.*

<u>2000</u>	<u>2002</u>	<u>2003</u>	
<u>67</u>	<u>73</u>	<u>93</u>	a. <u>Comparable</u> to most non-writing faculty offices
<u>35</u>	<u>37</u>	<u>41</u>	b. <u>Smaller</u> than most non-writing faculty offices
<u>5</u>	<u>8</u>	<u>8</u>	c. <u>More desirable</u> location than most non-writing faculty offices
<u>31</u>	<u>31</u>	<u>36</u>	d. <u>Less desirable</u> location than most non-writing faculty offices
<u>43</u>	<u>51</u>	<u>49</u>	e. Offices are <u>integrated</u> among most non-writing faculty offices
<u>33</u>	<u>35</u>	<u>32</u>	f. Offices are <u>segregated</u> from most non-writing faculty offices

**Note: Because of a technical problem with the construction of the 2001 Survey, there are no reliable results for 2001. Data from 2000 survey is included for comparison.*

70. Are there written standards or criteria for evaluating LRW faculty for retention and promotion and if so, who does the evaluation?

<u>2001</u>	<u>2002</u>	<u>2003</u>	
<u>13</u>	<u>18</u>	<u>17</u>	a. Yes, the <u>same standard</u> as for all faculty
<u>13</u>	<u>11</u>	<u>23</u>	b. Yes, <u>specific standards</u> for LRW faculty, but they are very <u>similar</u> to those for tenure-track faculty
<u>23</u>	<u>32</u>	<u>37</u>	c. Yes, <u>specific standards</u> for LRW faculty only, substantially <u>different</u> from those for tenure-track faculty
<u>20</u>	<u>21</u>	<u>19</u>	d. Standards are in development
<u>33</u>	<u>37</u>	<u>43</u>	e. No
<u>*</u>	<u>13</u>	<u>21</u>	f. Evaluation is done by the director alone
<u>*</u>	<u>30</u>	<u>32</u>	g. Evaluation is done by the director and a committee
<u>*</u>	<u>28</u>	<u>29</u>	h. Evaluation is done by the director and a dean
<u>*</u>	<u>16</u>	<u>21</u>	i. Evaluation is done by a committee or dean, excluding the director

* 14 19 j. Another method is used
 *This answer option was not included in the 2001 survey, which did not ask about the evaluation of LRW faculty.

71. Please indicate the number, gender, and race of new full-time LRW faculty hired during the past five academic years. *Note: Zeros are excluded from averages.*

	1998-1999	1999-2000	2000-2001	2001-2002	2002-2003
Responses:	32 2002: 50 2000: 72	50 2002: 60 2000: 84	61 2002: 69	64 2002: 67	58
# of Females:	54 2002: 59 2000: 40	79 2002: 81 2000: 51	98 2002: 98	95 2002: 84	100
Average:	1.69 (min 1; max 5) 2002: 1.55 (min 0; max 4) 2000: 1.8 (min 0; max 7)	1.58 (min 1; max 6) 2002: 1.62 (min 0; max 6) 2000: 1.6 (min 0; max 6)	1.61 (min 1; max 4) 2002: 1.61 (min 0; max 4)	1.48 (min 1; max 5) 2002: 1.53 (min 0; max 4)	1.72 (min 1; max 5)
Responses:	23 2002: 37 2000: 40	27 2002: 39 2000: 42	33 2002: 38	37 2002: 49	33
# of Males:	32 2002: 25 2000: 29	41 2002: 37 2000: 26	51 2002: 35	57 2002: 38	50
Average:	1.39 (min 1; max 4) 2002: 1.19 (min 0; max 3) 2000: 1.4 (min 0; max 4)	1.52 (min 1; max 5) 2002: 1.32 (min 0; max 3) 2000: 1.6 (min 0; max 5)	1.55 (min 1; max 4) 2002: 1.46 (min 0; max 4)	1.54 (min 1; max 4) 2002: 1.31 (min 0; max 4)	1.52 (min 1; max 5)

Responses:	38	55	63	70	60
# of White:	69	96	123	128	121
Average:	1.86 (min 1; max 4) (excludes response of 38)	1.75 (min 1; max 6)	1.95 (min 1; max 8)	1.83 (min 1; max 7)	2.02 (min 1; max 7)
Responses:	5	6	7	6	5
# of African-American	5	7	8	6	5
Average:	1.0 (min 1; max 1)	1.67 (min 1; max 2)	1.14 (min 1; max 2)	1.0 (min 1; max 1)	1.0 (min 1; max 1)
Responses:	2	1	3	6	7
# of Hispanic:	2	1	3	6	7
Average:	1.0 (min 1; max 1)	1.0 (min 1; max 1)	1.0 (min 1; max 1)	1.0 (min 1; max 1)	1.0 (min 1; max 1)
Responses:	4	5	3	3	5
# of Asian-American:	5	6	4	4	6
Average:	1.25 (min 1; max 2)	1.2 (min 1; max 2)	1.5 (min 1; max 2)	1.33 (min 1; max 2)	1.2 (min 1; max 2)
Responses:	1	1	0	1	1
# of Other:	1	1	0	1	1
Average:	1.0 (min 1; max 1)	1.0 (min 1; max 1)	0	1.0 (min 1; max 1)	1.0 (min 1; max 1)

2003 Survey: Females Males Total identified by gender
Grand Total: 426 (65%) 231 (35%) 657

Whites African-Americans Hispanics
Grand Total: 537 (87%) 31 (5%) 19 (3%)
Asian-American Other Total identified by race
25 (4%) 4 (0.6%) 616

2002 Survey: Females Males
Grand Total: 376 161
2000 Survey: Females Males
Grand Total: 303 182

72. If you hired new full-time LRW faculty in the current academic year, what forms of advertising did you use? *Please mark all forms that apply.*

<u>2001</u>	<u>2002</u>	<u>2003</u>	
<u>49</u>	<u>45</u>	<u>51</u>	a. Legal Writing or Dircon listervs
<u>23</u>	<u>27</u>	<u>30</u>	b. AALS registry
<u>10</u>	<u>13</u>	<u>5</u>	c. <i>Chronicle or Higher Education</i>
<u>10</u>	<u>11</u>	<u>10</u>	d. Periodicals with national circulation
<u>44</u>	<u>41</u>	<u>42</u>	e. Periodicals with local circulation
<u>27</u>	<u>29</u>	<u>22</u>	f. Law school placement office
<u>14</u>	<u>19</u>	<u>18</u>	g. Other

73. Who has formal, primary responsibility for hiring members of the legal writing faculty?

<u>2001</u>	<u>2002</u>	<u>2003</u>	
<u>3</u>	<u>9</u>	<u>11</u>	a. A dean
<u>19</u>	<u>25</u>	<u>28</u>	b. A dean upon the recommendation of the legal writing director
<u>16</u>	<u>17</u>	<u>24</u>	c. A dean upon the recommendation of a faculty committee comprised entirely or almost entirely of members of the non-writing faculty
<u>9</u>	<u>5</u>	<u>6</u>	d. A dean upon the recommendation of a faculty committee comprised entirely or almost entirely of members of the legal writing faculty
<u>3</u>	<u>4</u>	<u>5</u>	e. A faculty committee comprised entirely or almost entirely of members of non-writing faculty
<u>9</u>	<u>12</u>	<u>15</u>	f. The faculty as a whole
<u>7</u>	<u>7</u>	<u>7</u>	g. The legal writing director
<u>1</u>	<u>2</u>	<u>2</u>	h. A committee comprised entirely or almost entirely of members of legal writing faculty
<u>0</u>	<u>1</u>	<u>0</u>	i. The faculty as a whole upon the recommendation of the dean
<u>15</u>	<u>13</u>	<u>15</u>	j. The faculty as a whole upon the recommendation of a faculty committee comprised entirely or almost entirely of members of the non-writing faculty
<u>0</u>	<u>2</u>	<u>0</u>	k. The faculty as a whole upon the recommendation of the legal writing director
<u>6</u>	<u>3</u>	<u>4</u>	l. The faculty as a whole upon the recommendation of a committee composed entirely or almost entirely of members of the non-writing faculty
<u>11</u>	<u>13</u>	<u>16</u>	m. Other
<u>0</u>	<u>0</u>	<u>0</u>	n. N/A

74. For the current academic year, what would your entry-level annual salary be for a newly hired LRW faculty member?

<u>2000*</u>	<u>2002</u>	<u>2003</u>	
<u>12</u>	<u>10</u>	<u>20</u>	a. I would not hire a person without teaching experience.
	<u>44</u>	<u>83</u>	b. (average) \$46,082 (min \$30,000; max \$78,000) for a person <u>without</u> prior teaching experience 2002 Survey: <u>(average) \$42,843</u> (min \$30,000; max \$78,000) 2000 Survey: <u>(average) \$40,325</u> (min \$26,000; max 65,000)
	<u>16</u>	<u>77</u>	c. (average) \$47,437 (min \$20,000; max \$78,000) for a person with 1-3 years prior teaching experience 2002 Survey: <u>(average) \$48,875</u> (min \$30,000; max \$75,000) 2000 Survey: <u>(average) \$42,300</u> (min \$26,000; max 65,000)
	<u>7</u>	<u>64</u>	d. (average) \$48,931 (min \$20,000; max \$85,000) for a person with > 3 years prior teaching experience 2002 Survey: <u>(average) \$48,167</u> (min \$40,000; max \$69,000) 2000 Survey: <u>(average) \$43,852</u> (min \$26,000; max \$67,000)

**Note: Because of a technical problem with the construction of the 2001 Survey, there are no reliable results for 2001. Data from 2000 survey is included for comparison.*

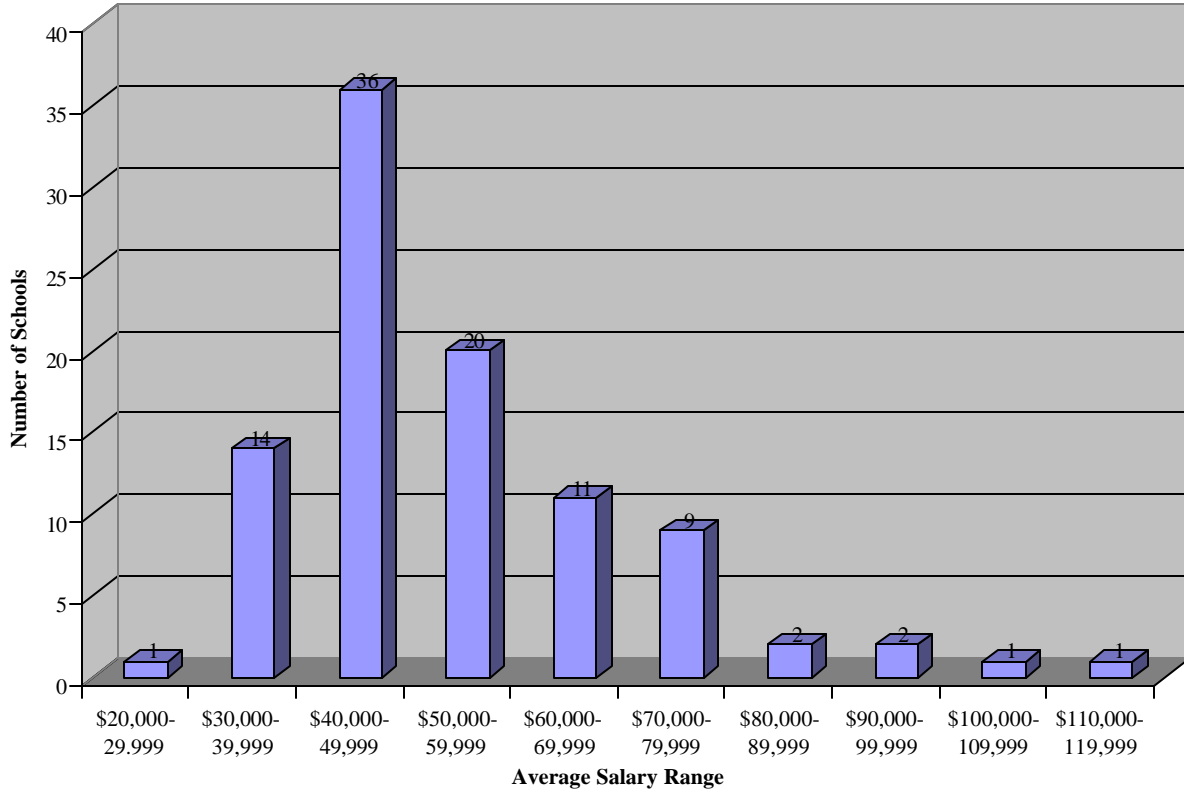
75. What is the base salary range (excluding summer support, overload teaching, etc.) for current full-time LRW faculty members (excluding the director) in your program and how are salary increases determined?*

<u>2001</u>	<u>2002</u>	<u>2003</u>	
<u>95</u>	<u>154</u>	<u>100</u>	a. From (average lowest) \$48,931 (min \$30,000; max \$85,000) to (average highest) \$60,198 (min \$30,000; max \$150,000) 2002 Survey: <u>(average lowest) \$47,071</u> (min \$26,000; max \$90,000) to <u>(average highest) \$54,744</u> (min \$30,000; max \$130,000) 2001 Survey: <u>(average lowest) \$44,011</u> (min \$30,000; max \$80,000) to <u>(average highest) \$53,012</u> (min \$32,000; max \$130,000)
<u>13</u>	<u>**</u>	<u>24</u>	b. Don't know
<u>*</u>	<u>**</u>	<u>60</u>	c. Salary increases are based on a uniform annual amount or percentage of salary
<u>*</u>	<u>**</u>	<u>9</u>	d. Salary increases are based on teaching performance
<u>*</u>	<u>**</u>	<u>50</u>	e. Salary increases are based on merit, including factors other than teaching

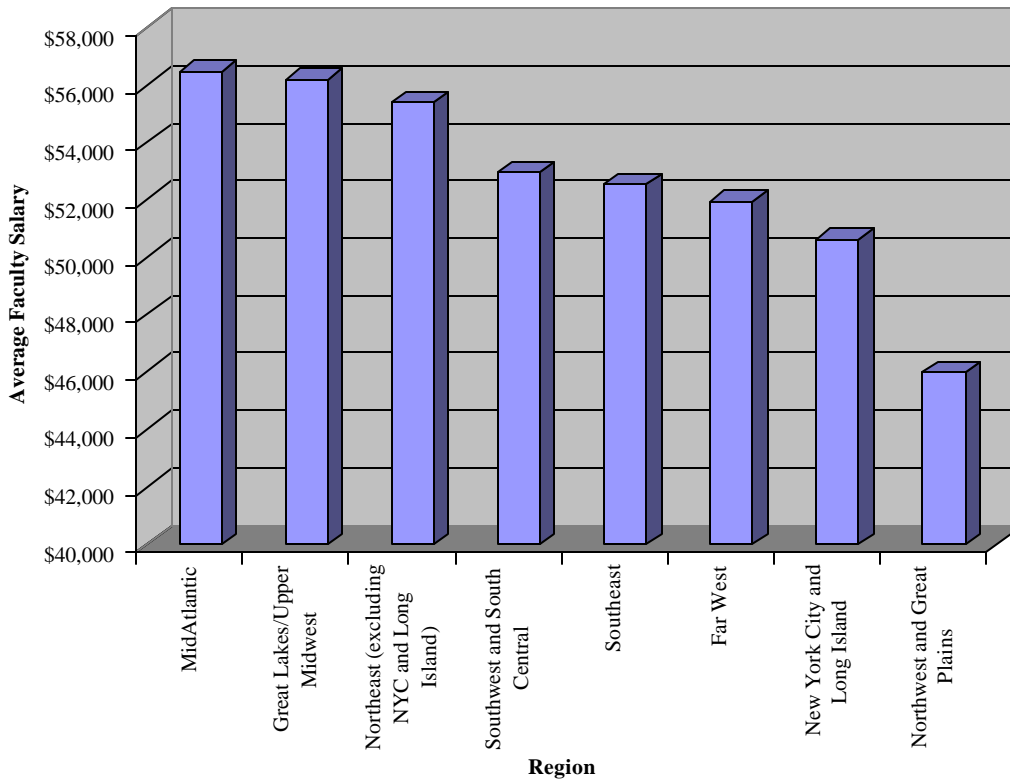
** The 2001 Survey did not ask about how salary increases are determined.*

*** Because of a technical problem with the 2002 survey only the salary amounts were collected; answers to the other questions are unavailable*

LRW Faculty Salary Range



Average LRW Faculty Salary by Region



LRW Faculty Average Salary by Region

	2003			2002	2001
	Average	Minimum	Maximum	Average	Average
Mid Atlantic	\$56,470	\$37,500	\$78,000	\$50,550	\$42,000
Great Lakes/Upper Midwest	\$56,198	\$33,600	\$117,500	\$51,666	\$39,500
Northeastern (excluding New York City and Long Island)	\$55,403	\$35,000	\$75,750	\$50,025	\$45,500
Southwest & South Central	\$52,954	\$36,000	\$90,000	\$51,423	\$45,326
Southeast	\$52,525	\$30,000	\$99,000	\$47,696	\$42,429
Far West	\$51,943	\$26,220	\$76,000	\$50,509	\$48,894
New York City & Long Island	*\$50,625	\$36,500	\$64,750	\$59,500	N/A
Northwest & Great Plains	*\$46,000	\$39,000	\$53,000	N/A	N/A

Question 6 by Question 75

Note: Average salary is computed by averaging the low and high base salary for each school.

* Based on only two responses with values.

LRW Faculty Average Salary by Staffing Model

2003				2002	2001
Model	Average	Minimum	Maximum	Average	Average
Tenure or tenure-track for LRW only	\$76,157	\$42,500	\$102,500	\$65,639	\$58,333
Full-time non-tenure track	\$49,970	\$26,220	\$80,500	\$48,430	\$42,433
Part-time	No responses with values	No responses with values	No responses with values	N/A	N/A
Adjuncts	No responses with values	No responses with values	No responses with values	*\$39,550	unavailable
Complex hybrid	\$57,809	\$33,600	\$117,500	\$51,079	\$47,800

*Figures based on only two respondents reporting salary values.

Question 10 by Question 75

LRW Faculty Average Salary by Faculty Status

2003			
Status	Average	Minimum	Maximum
Tenure or tenure-track	\$74,475	\$41,250	\$117,500
ABA Standard 405(c)	\$63,993	\$43,000	\$80,500
Contracts of 3 years or more	\$56,176	\$36,000	\$76,000
Contracts of 2 years	\$55,286	\$36,500	\$65,000
Contracts of 1 year	\$46,815	\$26,220	\$71,500

Question 65 by Question 75

LRW Faculty Average Salary by Geographical Setting

2003			2002	2001	
	Average	Minimum	Maximum	Average	Average
Urban	\$52,047	\$26,220	\$117,500	\$50,903	\$40,327
Suburban	\$57,550	\$34,000	\$99,000	\$52,087	\$41,750
Rural	\$53,655	\$39,000	\$78,000	\$44,714	\$39,100

Question 7 by Question 75

LRW Faculty Average Salary by Institution Type

2002				2002	2001
Institution Type	Average	Minimum	Maximum	Average	Average
Public	\$51,039	\$26,220	\$117,500	\$48,093	not available
Private	\$55,863	\$30,000	\$99,000	\$52,885	not available

Question 8 by Question 75

LRW Faculty Average Salary by Director Type

Model	2003			2002	2001
	Average	Minimum	Maximum	Average	Average
Tenured, primary responsibility is LRW	\$49,529	\$39,000	\$102,500	\$47,182	\$44,160
Untenured tenure track, primary responsibility is LRW	\$47,963	\$26,220	\$117,500	\$45,994	\$41,481
Non-tenure track, primary responsibility is LRW	\$47,069	\$34,000	\$80,500	\$43,329	\$41,167
Administrator or faculty, primary responsibility not LRW	*\$36,000	Only one response		**	\$39,130
Administrator, primary responsibility is LRW	*\$36,000	Only one response		\$44,333	\$33,000
Clinical tenure or clinical tenure track	\$42,400	\$36,000	\$68,000	***\$45,333	\$42,667
Other	\$44,930	\$35,500	\$75,750	\$47,111	\$41,333

NOTE: *Average based on one response. ** Although respondents selected this option, none provided a value for salary.
***Average based on three responses.

Question 45 by Question 75

Note: Because 2001 data used an average of the low range base salary, 2002 data have been similarly reported.

76. Is the LRW faculty member eligible for summer research grants?

2001 2002 2003
52 57 65

a. Yes. If so, how much is the typical grant?
(average) \$6,748 (min \$1,200; max \$12,500)
2002 Survey: (average) \$6,371 (min \$1,500; max \$12,000)
2001 Survey: (average) \$5,435 (min \$1,500; max \$12,000)

34 41 46
6 7 9

b. No
c. Our school does not generally provide summer research grants to faculty

7 8 7

d. Do not know

77. If you answered “Yes” to the prior question, what method does your school use to determine amounts of summer research grants?

2001 2002 2003
45 48 55
3 2 1
6 6 11

a. Flat amount
b. Percentage of school-year salary
c. Other

78. If you answered “Yes” to Question 76, how do the summer research grants to LRW faculty compare in dollars to summer grants awarded to doctrinal faculty?

2001 2002 2003
35 38 48
0 0 0

a. Research grants are equal
b. Research grants are greater

11 12 10 c. Research grants are less
6 9 9 d. Don't know

79. Is the LRW faculty member eligible to receive developmental funding in the current academic year (to attend conferences, buy books, etc.)?

2001 **2002** **2003**
89 98 106 a. Yes. In the 2002-03 year, it was **(average) \$1,909 (min \$500; max \$8,000)**
2002 Survey: *(average) \$1,713 (min \$500; max \$5,000)*
2001 Survey: *(average) \$1,763 (min \$100; max \$8,775)*

7 8 13 b. No
1 4 5 c. N/A

80. Does the LRW faculty member receive funding to hire student research assistants (exclusive of student teaching assistants)?

2001 **2002** **2003**
61 69 79 a. Yes, sufficient funding for all reasonable requests
12 10 15 b. Yes, annually about **(average) \$1,514 (min \$750; max \$2,500)**
2002 Survey: *(average) \$920* (min \$400; max \$1500**)*
2001 Survey: *(average) \$2,335 (min \$500; max \$4,000)*

27 31 32 c. No
*Average is based on only five responses with values.
**Answer of \$25,000 excluded from average.

81. Do the LRW faculty have the obligation to produce written scholarship?

	a. Is the LRW faculty on tenure track?		b. Is the LRW faculty. . .				c. Is the scholarship of the same quality and quantity as tenure-track faculty?		
	Yes	No	<u>required to produce scholarship?</u>	<u>expected to produce scholarship?</u>	<u>encouraged to produce scholarship?</u>	<u>neither required nor expected to produce scholarship?</u>	<u>Yes</u>	<u>No</u>	<u>Not specified</u>
<u>2003</u>	21	108	24	7	32	67	27	16	43
<u>2002</u>	18	96	20	11	N/A	82	20	10	37
<u>2001</u>	13	86	12	14	N/A	73	16	14	27

82. During the current academic year, what was the LRW faculty member's workload in the required program in terms of the number of-
 Note: 153 schools responded to this question.

FALL SEMESTER 2003	SPRING SEMESTER 2003	
<p><u>(AVERAGE 43.69)</u> (MIN 0; MAX 190) (13 ANSWERS >60 EXCLUDED)</p>	<p><u>(AVERAGE 43.82)</u> (MIN 15; MAX 453) (14 ANSWERS >60 EXCLUDED)</p>	<p>A. NUMBER OF STUDENTS IN THE REQUIRED PROGRAM:</p> <p>2002 SURVEY - FALL: <u>(AVERAGE) 42.52*</u> (MIN 10; MAX 175) 2002 SURVEY - SPRING: <u>(AVERAGE) 41.64*</u> (MIN 10; MAX 175) *12 RESPONSES GREATER THAN 60 WERE EXCLUDED FROM THE AVERAGE 2001 SURVEY - FALL: <u>(AVERAGE) 47</u> (MIN 15; MAX 120) 2001 SURVEY - SPRING: <u>(AVERAGE) 46</u> (MIN 15; MAX 190)</p>
<p><u>(AVERAGE 3.56)</u> (MIN 0; MAX 8) (1 ANSWER OF 20 EXCLUDED)</p>	<p><u>(AVERAGE 3.45)</u> (MIN 1; MAX 7) (1 ANSWER OF 28 EXCLUDED)</p>	<p>B. IN-CLASS HOURS OF TEACHING EACH WEEK:</p> <p>2002 SURVEY - FALL: <u>(AVERAGE) 3.66</u> (MIN 0.5; MAX 12) 2002 SURVEY - SPRING: <u>(AVERAGE) 3.39</u> (MIN 1; MAX 8*) *1 RESPONSE GREATER THAN 12 WAS EXCLUDED. 2001 SURVEY - FALL: <u>(AVERAGE) 3.73</u> (MIN 1; MAX 9) 2001 SURVEY - SPRING: <u>(AVERAGE) 3.52</u> (MIN 1; MAX 9)</p>
<p><u>(AVERAGE 3.08)</u> (MIN 1; MAX 7) (2 ANSWERS OF 0 EXCLUDED)</p>	<p><u>(AVERAGE 2.61)</u> (MIN 1; MAX 8)</p>	<p>C. NUMBER OF MAJOR ASSIGNMENTS (FINAL PRODUCT OF ≥ 5 PAGES):</p> <p>2002 SURVEY - FALL: <u>(AVERAGE) 3.25</u> (MIN 1; MAX 10) 2002 SURVEY - SPRING: <u>(AVERAGE) 2.68</u> (MIN 1; MAX 10) 2001 SURVEY - FALL: <u>(AVERAGE) 3.07</u> (MIN 1; MAX 8) 2001 SURVEY - SPRING: <u>(AVERAGE) 2.62</u> (MIN 1; MAX 8)</p>
<p><u>(AVERAGE 3.52)</u> (MIN 0; MAX 20)</p>	<p><u>(AVERAGE 2.79)</u> (MIN 0; MAX 20)</p>	<p>D. NUMBER OF MINOR ASSIGNMENTS (FINAL PRODUCT OF < 5 PAGES):</p> <p>2002 SURVEY - FALL: <u>(AVERAGE) 3.76</u> (MIN 0; MAX 20) 2002 SURVEY - SPRING: <u>(AVERAGE) 3.09</u> (MIN 0; MAX 20) 2001 SURVEY - FALL: <u>(AVERAGE) 3.63</u> (MIN 0; MAX 20) 2001 SURVEY - SPRING: <u>(AVERAGE) 2.70</u> (MIN 0; MAX 20)</p>

<p><u>(AVERAGE 1,561)</u> (MIN 435; MAX 4,000)</p>	<p><u>(AVERAGE 1,658)</u> (MIN 500; MAX 5,000)</p>	<p>E. TOTAL NUMBER OF PAGES OF STUDENT WORK READ PER TERM (A X (C+D) = E):</p> <p>2002 SURVEY - FALL: <u>(AVERAGE) 1,589</u> (MIN 500; MAX 4,800) 2002 SURVEY - SPRING: <u>(AVERAGE) 1,526</u> (MIN 400; MAX 2,880) 2001 SURVEY - FALL: <u>(AVERAGE) 1,410</u> (MIN 100; MAX 3,600) 2001 SURVEY - SPRING: <u>(AVERAGE) 1,553</u> (MIN 1; MAX 4,800)</p>
<p><u>(AVERAGE 50.86)</u> (MIN 10; MAX 130)</p>	<p><u>(AVERAGE 47.65)</u> (MIN 10; MAX 125)</p>	<p>F. TOTAL HOURS IN CONFERENCE REQUIRED OR STRONGLY RECOMMENDED (# OF STUDENTS X HRS OF CONFERENCE):</p> <p>2002 SURVEY - FALL: <u>(AVERAGE) 51.24</u> (MIN 0; MAX 160) 2002 SURVEY - SPRING: <u>(AVERAGE) 47.03</u> (MIN 0; MAX 120) 2001 SURVEY - FALL: <u>(AVERAGE) 61.95</u> (MIN ; MAX 820*) 2001 SURVEY - SPRING: <u>(AVERAGE) 54.91</u> (MIN 10; MAX 462*)</p>
<p><u>(AVERAGE 32.69)</u> (MIN 5; MAX 120) (1 ANSWER OF 300 EXCLUDED)</p>	<p><u>(AVERAGE 31.65)</u> (MIN 2; MAX 120) (1 ANSWER OF 300 EXCLUDED)</p>	<p>G. TOTAL HOURS PREPARING MAJOR RESEARCH AND WRITING ASSIGNMENTS.</p> <p>2002 SURVEY - FALL: <u>(AVERAGE) 32.35</u> (MIN 0; MAX 120) 2002 SURVEY - SPRING: <u>(AVERAGE) 30.32</u> (MIN 0; MAX 120) (THIS QUESTION WAS NOT ASKED ON THE 2001 SURVEY.)</p>
<p><u>(AVERAGE 59.80)</u> (MIN 2; MAX 300) (2 ANSWERS >200 EXCLUDED FROM AVERAGE)</p>	<p><u>(AVERAGE 54.37)</u> (MIN 2; MAX 250) (1 ANSWER >200 EXCLUDED FROM AVERAGE)</p>	<p>H. TOTAL HOURS PREPARING FOR CLASS (EXCLUDING THE HOURS PREPARING RESEARCH AND WRITING ASSIGNMENTS REPORTED IN G. ABOVE).</p> <p>2002 SURVEY - FALL: <u>(AVERAGE) 57.34*</u> (MIN 2; MAX 250) 2002 SURVEY - SPRING: <u>(AVERAGE) 50.56*</u> (MIN 2; MAX 250) *FIVE ANSWERS 200 OR ABOVE WERE EXCLUDED FROM THE AVERAGE. (THIS QUESTION WAS NOT ASKED ON THE 2001 SURVEY.)</p>

**MAXIMUM VALUES MAY HAVE BEEN IMPROPERLY REPORTED.*

83. Does the LRW faculty member serve on faculty committees?

2000 **2002** **2003**

<u>60</u>	<u>77</u>	<u>92</u>	a.	Yes, as a voting member
<u>6</u>	<u>10</u>	<u>7</u>	b.	Yes, as a non-voting member
<u>38</u>	<u>43</u>	<u>41</u>	c.	Which committee(s)? (Please mark all that apply)
<u>24*</u>	<u>11</u>	<u>16</u>		Admissions Committee
<u>10*</u>	<u>19</u>	<u>26</u>		Appointments Committee
<u>37*</u>	<u>44</u>	<u>40</u>		Clerkship Committee
<u>13*</u>	<u>25</u>	<u>27</u>		Curriculum Committee
				Moot Court Committee

<u>19*</u>	<u>31</u>	<u>32</u>	Library Committee
<u>10*</u>	<u>14</u>	<u>13</u>	LRW committee
<u>**</u>	<u>31</u>	<u>37</u>	Technology Committee
<u>40*</u>	<u>38</u>	<u>47</u>	Other
<u>25</u>	<u>27</u>	<u>29</u>	d. No
<u>2</u>	<u>1</u>	<u>0</u>	e. N/A

**Note: Because of a technical problem with the construction of the Survey, there are no reliable results for 83c by individual committee for 2001. Data from 2000 survey is included for comparison.*

***This was not an answer option in 2000*

84. May the LRW faculty member attend faculty meetings?

<u>2001</u>	<u>2002</u>	<u>2003</u>	
<u>20</u>	<u>25</u>	<u>25</u>	a. Yes, as a voting member on <u>all</u> matters
<u>22</u>	<u>36</u>	<u>47</u>	b. Yes, as a voting member on <u>all matters except</u> hiring, promotions, or tenure
<u>47</u>	<u>45</u>	<u>44</u>	c. Yes, as a <u>non-voting</u> member
<u>8</u>	<u>10</u>	<u>13</u>	d. No
<u>1</u>	<u>0</u>	<u>0</u>	e. N/A
<u>44</u>	<u>38</u>	<u>42</u>	f. No answer

85. Do the LRW faculty teach other courses?

<u>2002:</u>		<u>2003</u>	
<u>29</u>	No.	<u>30</u>	No
<u>85</u>	Yes.	<u>97</u>	Yes

	<u>WHEN</u>		<u>TYPE OF COURSE</u>		<u>COMPENSATION</u>			
	<u>DURING REGULAR ACADEMIC YEAR</u>	<u>DURING SEPARATE SUMMER SESSION ONLY</u>	<u>UPPER-LEVEL LRW COURSES</u>	<u>NON-LRW COURSES</u>	<u>SAME RATE AS FACULTY OVERLOAD</u>	<u>SAME RATE AS ADJUNCTS</u>	<u>OTHER, PLEASE DESCRIBE</u>	<u>NO</u>
<u>2003</u>	73	60	51	84	TOTAL RESPONSES: 36	TOTAL RESPONSES: 16	TOTAL RESPONSES: 24	12
<u>2002</u>	46	39	38	74	TOTAL RESPONSES: 38*	TOTAL RESPONSES: 12*	TOTAL RESPONSES: 16*	12
<u>2001</u>	0	2	12	64	TOTAL RESPONSES: 24	TOTAL RESPONSES: 16	TOTAL RESPONSES: 26	9

**NOTE: BECAUSE OF A DESIGN PROBLEM, RESPONSES DID NOT INCLUDE MONETARY VALUES.*

IX. LRW ADJUNCT FACULTY

86. Do you use adjunct faculty in your required program? (The % below is based on % of students taught.)

<u>2001</u>	<u>2002</u>	<u>2003</u>	
<u>15</u>	<u>16</u>	<u>14</u>	a. Exclusively
<u>16</u>	<u>17</u>	<u>19</u>	b. Substantially (75%)
<u>6</u>	<u>10</u>	<u>15</u>	c. Significantly (50%)
<u>24</u>	<u>15</u>	<u>16</u>	d. Somewhat (25%)
<u>28</u>	<u>15</u>	<u>18</u>	e. Rarely
<u>*</u>	<u>68</u>	<u>81</u>	f. No

**This answer was not an option on the 2001 Survey.*

87. How many adjunct faculty did you use in the required program during the current academic year for teaching, and what are their genders? Note: Zeros have been excluded from the averages.

<u>2003</u>	<u>a. Objective legal writing</u>	<u>b. Advocacy or Moot Court</u>	<u>c. Both Objective & Moot Court</u>	<u>d. Research only</u>	<u>e. Other</u>	<u>TOTALS</u>
RESPONSES:	7 2002: 22 2000: 18	17 2002: 16 2000: 18	47 2002: 38 2000: 28	3 2002: 4 2000: 3	9 2002: 7 2000: 2	68 2002: 87 2000: 49
# OF FEMALES:	26 2002: 78 2000: 84	113 2002: 85 2000: 93	313 2002: 232 2000: 257	8 2002: 7 2000: 10	70 2002: 42 2000: 15	530 2002: 444 2000: 371
AVERAGE:	3.71 (MIN 1; MAX 8) 2002: 3.71 (MIN 0; MAX 12) 2000: 4.7 (MIN 0; MAX 17)	6.65 (MIN 1; MAX 20) 2002: 5.67 (MIN 0; MAX 17) 2000: 5.2 (MIN 0; MAX 20)	6.66 (MIN 1; MAX 25) 2002: 6.27 (MIN 0; MAX 20) 2000: 9.2 (MIN 0; MAX 24)	2.67 (MIN 1; MAX 5) 2002: 3.5 (MIN 0; MAX 5) 2000: 6.3 (MIN 0; MAX 10)	7.78 (MIN 1; MAX 20) 2002: 7.0 (MIN 0; MAX 10) 2000: 7.5 (MIN 0; MAX 25)	7.79 (MIN 1; MAX 31) 2002: 5.48 2000: 7.6
RESPONSES:	7 2002: 17 2000: 15	17 2002: 18 2000: 19	44 2002: 33 2000: 27	4 2002: 6 2000: 5	10 2002: 8 2000: 3	68 2002: 82 2000: 47
# OF MALES:	15 2002: 79 2000: 69	88 2002: 78 2000: 90	288 2002: 199 2000: 186	7 2002: 7 2000: 15	64 2002: 58 2000: 33	462 2002: 421 2000: 328

<u>AVERAGE:</u>	2.14 (MIN 1; MAX 6)	5.18 (MIN 1; MAX 8)	6.55 (MIN 1; MAX 27)	1.75 (MIN 1; MAX 3)	6.4 (MIN 1; MAX 15)	6.79 (MIN 1; MAX 27)
	2002: 5.64 (MIN 0; MAX 20)	2002: 4.59 (MIN 0; MAX 23)	2002: 6.42 (MIN 0; MAX 29)	2002: 1.75 (MIN 0; MAX 3)	2002: 8.29 (MIN 0; MAX 15)	2002: 5.77
	2000: 4.6 (MIN 0; MAX 21)	2000: 4.33 (MIN 0; MAX 22)	2000: 6.03 (MIN 0; MAX 21)	2000: 1.17 (MIN 0; MAX 10)	2000: 7.25 (MIN 0; MAX 17)	2000: 5.13

NOTE: Because of a technical problem with the Survey, there are no reliable results for 2001.

88. What is the salary for your adjunct faculty in your required program?

Note: Values greater than \$20,000 were deleted.

<u>2001</u>	<u>2002</u>	<u>2003</u>	
<u>43</u>	<u>29</u>	<u>35</u>	a. per credit hour (average) \$1,554 (min \$500; max \$3,500) 2002 Survey: (average) \$1,490 (min \$500; max \$3,200) 2001 Survey: (average) \$1,745 (min \$450; max \$5,000)
<u>38</u>	<u>37</u>	<u>49</u>	b. per term (average) \$3,958 (min \$1,000; max \$10,000) 2002 Survey: (average) \$3,452* (min \$750; ma \$7,500) 2001 Survey: (average) \$4,407 (min \$1,000; max \$15,000) *Answer of \$32,000 was excluded from results.

89. How many students on average does each adjunct teach?

<u>2001</u>	<u>2002</u>	<u>2003</u>	
<u>70</u>	<u>69</u>	<u>76</u>	a. Students per section (average) 17.19 (min 8; max 30) 2002 Survey: (average) 17.45* (min 8; max 69) 2001 Survey: (average) 18 (min 8; max 28)
<u>70</u>	<u>59</u>	<u>67</u>	b. Students total (average) 19.0 (min 8; max 46) 2002 Survey: (average) 19.44* (min 10; max 69) 2001 Survey: (average) 18* (min 8; max 40) *Note: Responses >50 excluded.

90. Must an adjunct have a minimum number of years of legal practice experience to be hired?

<u>2001</u>	<u>2002</u>	<u>2003</u>	
<u>34</u>	<u>33</u>	<u>40</u>	a. Yes. The minimum numbers of years is: (average) 2.85 (min 1; max 10) 2002 Survey: (average) 2.87 (min 1; max 10) 2001 Survey: (average) 2.74 (min 1; max 10)
<u>34</u>	<u>32</u>	<u>34</u>	b. No

91. How many years of teaching experience do the adjuncts in your program have? Please indicate the number of adjuncts who fall into each of the following categories.

<u>2001</u>	<u>2002</u>	<u>2003</u>	
<u>49</u>	<u>50</u>	<u>48</u>	a. 0-2 years: (average) 5.80 adjuncts 2002 Survey: <i>(average) 5.6</i> 2001 Survey: <i>(average) 5.96</i>
<u>44</u>	<u>44</u>	<u>56</u>	b. 3-5 years (average) 4.67 adjuncts 2002 Survey: <i>(average) 5.05</i> 2001 Survey: <i>(average) 3.55</i>
<u>36</u>	<u>37</u>	<u>40</u>	c. 6-10 years: (average) 4.83 adjuncts 2002 Survey: <i>(average) 5.89</i> 2001 Survey: <i>(average) 4.11</i>
<u>28</u>	<u>27</u>	<u>29</u>	d. >10 years: (average) 4.77 adjuncts 2002 Survey: <i>(average) 4.07</i> 2001 Survey: <i>(average) 4.07</i>
<u>66</u>	<u>64</u>	<u>70</u>	e.. Total # of Adjuncts: (average) 12.54 adjuncts 2002 Survey: <i>(average) 12.80</i> 2001 Survey: <i>(average) 13.14</i>

92. Who creates the majority of writing assignments in your program? (Do not indicate who determines how many assignments or other curricular requirements.)

<u>2001</u>	<u>2002</u>	<u>2003</u>	
<u>31</u>	<u>39</u>	<u>41</u>	a. The director and full-time LRW faculty <u>exclusively</u>
<u>19</u>	<u>17</u>	<u>18</u>	b. The director and full-time LRW faculty <u>primarily</u>
<u>6</u>	<u>8</u>	<u>7</u>	c. The adjunct <u>primarily</u>
<u>6</u>	<u>3</u>	<u>6</u>	d. The adjunct <u>exclusively</u>
<u>12</u>	<u>11</u>	<u>15</u>	e. Other

X. TEACHING ASSISTANTS

93. Do you use teaching assistants in your required program? (The % is based on % of the classroom teaching hours.)

<u>2001</u>	<u>2002</u>	<u>2003</u>	
<u>1</u>	<u>2</u>	<u>5</u>	a. Exclusively
<u>5</u>	<u>3</u>	<u>3</u>	b. Substantially (75%)
<u>9</u>	<u>10</u>	<u>15</u>	c. Significantly (50%)
<u>24</u>	<u>24</u>	<u>31</u>	d. Somewhat (25%)
<u>47</u>	<u>42</u>	<u>43</u>	e. Rarely (< 25%)
<u>*</u>	<u>58</u>	<u>67</u>	f. No

**This answer was not an option of the 2001 Survey.*

94. How many teaching assistants participate in your program to teach or to help teach, and what do they teach? *Please mark all that apply.*

<u>2001</u>	<u>2002</u>	<u>2003</u>	
<u>*</u>	<u>79</u>	<u>98</u>	a. Total number of Teaching Assistants (average) 16.30 (min 1; max 60) teaching assistants 2002 Survey: <u>(average) 16.27</u> (min2; max 60) teaching assistants
			b. Subjects taught
<u>26</u>	<u>31</u>	<u>34</u>	Objective legal writing
<u>30</u>	<u>30</u>	<u>39</u>	Advocacy or moot court
<u>38</u>	<u>50</u>	<u>56</u>	Research
<u>**</u>	<u>61</u>	<u>70</u>	Citation
<u>25</u>	<u>15</u>	<u>27</u>	Other

*This question was not specifically asked in the 2001 Survey
 **This answer option was not included in the 2001 Survey

95. Approximately how many students are assigned to each teaching assistant?

<u>2001</u>	<u>2002</u>	<u>2003</u>	
<u>72</u>	<u>76</u>	<u>94</u>	a. Number of students per TA in the fall: (average) 20.42 (min 1; max 50) 2002 Survey: <u>(average) 20.84</u> (min 5; max 52) 2001 Survey: <u>(average) 21</u> (min 5; max 115)
<u>63</u>	<u>77</u>	<u>92</u>	b. Number of students per TA in the spring: (average) 19.83 (min 1; max 50) 2002 Survey: <u>(average) 19.83</u> (min 5; max 52) 2001 Survey: <u>(average) 21</u> (min 5; max 115)

96. Approximately how many hours does each teaching assistant spend on TA duties each term?

<u>2001</u>	<u>2002</u>	<u>2003</u>	
<u>74</u>	<u>80</u>	<u>89</u>	a. Fall Semester: (average) 96.61 (min 3; max 405) hours. 2002 Survey: <u>(average) 91.80*</u> (min 5; max 405) 2001 Survey: <u>(average) 84</u> (min 3; max 300)
<u>70</u>	<u>79</u>	<u>87</u>	b. Spring Semester : (average) 90.80 (min 5; max 405) hours. 2002 Survey: <u>(average) 86.53*</u> (min 3; max 405) hours. 2001 Survey: <u>(average) 76</u> (min 3; max 300)

*Answers greater than 300 have been excluded.

97. Do TAs hold office hours during which they answer questions relating to—
Please mark all that apply.

<u>2001</u>	<u>2002</u>	<u>2003</u>
-------------	-------------	-------------

<u>*</u>	<u>9</u>	<u>9</u>
<u>*</u>	<u>76</u>	<u>90</u>

- a. No
b. Yes
**This question was not specifically asked in the 2001 Survey.*

<u>66</u>	<u>68</u>	<u>78</u>
<u>59</u>	<u>60</u>	<u>73</u>
<u>52</u>	<u>60</u>	<u>72</u>
<u>45</u>	<u>55</u>	<u>58</u>
<u>*</u>	<u>68</u>	<u>75</u>

- c. Subjects covered
1. Research
2. Writing, generally
3. Writing assignments before they are graded
4. Other law school questions (such as exams)
5. Citation

**This answer was not an option on the 2001 Survey.*

98. How are the teaching assistants compensated? Please mark all that apply.

<u>2001</u>	<u>2002</u>	<u>2003</u>
-------------	-------------	-------------

<u>12</u>	<u>12</u>	<u>21</u>
<u>33</u>	<u>29</u>	<u>37</u>

- a. Course credit and grades
b. Course credit. How many credits per term? **Fall:**
(average) 2.14 (min 1; max 4); Spring: (average) 2.03 (min 1; max 4)

2002 Survey: Fall: (average) 1.93 (min 1; max 4); Spring: (average) 1.73 (min 1; max 3) NOTE: Because of a technical problem with the construction of the Survey, there is no reliable data for 2001 average/minimum/maximum results for 98.b.

<u>6</u>	<u>4</u>	<u>5</u>
----------	----------	----------

- c. Offset against tuition of **(average) \$2,336 (min \$710; max \$6,000)** per term
2002 Survey: (average) \$2,043 (min \$535; max \$5,025)*
2001 Survey: (average) \$1,406 (min \$535; max \$3,000)

<u>27</u>	<u>24</u>	<u>31</u>
-----------	-----------	-----------

- d. Payment of **(average) \$1,415 (min \$100; max \$3,500)** per term
2002 Survey: (average) \$1,372 (min \$324; max \$3,600)
2001 Survey: (average) \$1,524 (min \$100; max \$5,000)

<u>20</u>	<u>21</u>	<u>29</u>
-----------	-----------	-----------

- e. Payment of \$ **(average) \$9.66 (min 5.5; max 14)** per hours worked
*2002 Survey: (average) \$8.50** (min \$5.50; max \$12)*
2001 Survey: (average) \$8.65 (min \$6; max \$14)

<u>3</u>	<u>2</u>	<u>5</u>
----------	----------	----------

- f. Other
**Note: Answer of "100%" excluded because it did not include a monetary value.*
***Note: Answer of \$106 excluded.*

99. Approximately how many hours of training are provided for each teaching assistant each term?

<u>2001</u>	<u>2002</u>	<u>2003</u>	
<u>74</u>	<u>78</u>	<u>96</u>	(average) 11.44 (min 0; max 45) hours
			<i>2002 Survey: (average) 13.32 (min 0; max 95) hours</i>
			<i>2001 Survey: (average) 11.5 (min 0; max 60) hours</i>

XI. SURVEY

100. Have you used ALWD/LWI survey data to- *Please mark all that apply*

<u>2001</u>	<u>2002</u>	<u>2003</u>	
<u>78</u>	<u>82</u>	<u>81</u>	a. Improve your program
<u>41</u>	<u>56</u>	<u>50</u>	b. Improve you status
<u>44</u>	<u>50</u>	<u>50</u>	c. Improve your salary
<u>0</u>	<u>16</u>	<u>19</u>	d. Other
<u>33</u>	<u>22</u>	<u>43</u>	e. No

XII. HOT TOPIC QUESTIONS

101. Do you have students who speak English as a second language in your required legal writing program, and if so, approximately how many?

<u>2003</u>	
<u>29</u>	a. No
<u>74</u>	b. 1-5
<u>26</u>	c. 6-10
<u>14</u>	d. More than 10
<u>24</u>	e. More than 20

102. Into what category would you place the majority of these students?

<u>2003</u>	
<u>4</u>	a. Students who have completed an LLM and have entered the JD program
<u>25</u>	b. Students currently enrolled in an LLM program
<u>16</u>	c. Foreign lawyers who have come specifically to get a JD
<u>30</u>	d. Foreign students in the JD program who are not lawyers in their home countries
<u>63</u>	e. Non-native English speakers who are residents of the United States

103. Are international/multilingual students integrated into your regular JD writing courses, or are separate courses or sections of legal writing offered for your international students?

2003

- 44 a. Yes. All International students (both JD and LLM) are integrated into the regular JD legal writing courses and may be enrolled in any section.
- 84 b. Yes. International students in the JD program are integrated into the regular legal writing course and may be enrolled in any section.
- 2 c. No. International students in the JD program are separated into a specific section of the regular legal writing course.
- 10 d. No. All International students (both JD and LLM) take an entirely separate legal writing course.

104. If international students are integrated into your regular JD writing courses, do you perceive that their performance is:

2003

- 6 a. somewhat superior to the native speakers
- 24 b. generally the same as the native speakers
- 31 c. somewhat inferior to the native speakers
- 7 d. markedly inferior to the native speakers
- 59 e. so varied that generalizing is impossible

105. What resources do you offer for students who do not speak English as their native language? (Please mark all that apply.)

2003

- 20 a. Cultural training (e.g. legal method, culture-based plagiarism issues, Socratic method introduction, etc.)
- 8 b. Special classes in Legal English
- 17 c. Writing center with a specialist in ESL
- 31 d. Regular law school writing center
- 49 e. Other (please explain)
- 51 f. None

106. If your school offers any special classes in Legal English for students who speak English as a second language, when are they offered?

2003

- 6 a. Before the start of the regular semester
- 8 b. During the regular semester as regularly scheduled class
- 0 c. During the regular semester on an occasional basis
- 4 d. Other (e.g. “informal” meetings with an ESL specialist or peer tutoring from other students)

107. Are international students given accommodations in your required program? If so, please indicate all accommodations you have given. *This would require marking either a or b, and then marking all others that apply.*

2003

- | | | |
|-----------|----|---|
| <u>93</u> | a. | No |
| <u>32</u> | b. | Yes |
| <u>4</u> | | Grading on a special curve |
| <u>7</u> | | Additional time for assignments |
| <u>22</u> | | Additional conferences with the professor |
| <u>13</u> | | Other (please explain) |

108. If your school has an international LLM program and a student who has completed that program is later admitted to the JD program, must the student take the regular required legal writing course or can any or all of the required program be waived?

2003

- | | | |
|-----------|----|---|
| <u>42</u> | a. | Yes, the student must complete the entire required program |
| <u>12</u> | b. | No, the student may be waived from any or all of the required program |

109. If requirements can be waived, who decides?

2003

- | | | |
|----------|----|--|
| <u>0</u> | a. | Objective test assessment |
| <u>0</u> | b. | Committee evaluation |
| <u>1</u> | c. | Director of the LLM writing program |
| <u>5</u> | d. | Director of the required writing program |
| <u>0</u> | e. | Director of the required writing program in consultation with ESL specialist |
| <u>6</u> | f. | Associate Dean |
| <u>5</u> | g. | Other |

110. Has your law school conducted a needs analysis to determine what special instruction, if any, is needed by international students in your legal writing program

2003

- | | | |
|-----------|----|--|
| <u>6</u> | a. | Yes |
| <u>99</u> | b. | No |
| <u>5</u> | c. | A needs analysis is currently going on |
| <u>9</u> | d. | No, but our school is currently considering a needs analysis |

**2003 ALWD/LWI Survey Report - APPENDIX A
Comparisons of Responses from Female and Male Directors**

Prepared by Kristin B. Gerdy
Director, Rex E. Lee Advocacy Program
J. Reuben Clark Law School
Brigham Young University

Responses to the survey: Female - 129 (75%); Male - 42 (25%)
Responses of Directors: Female - 107 (75%); Male - 36 (25%)

Note: As used in this Appendix, **ADirector@** means the person overseeing the Legal Writing program who responded to the ALWD/LWI survey.

Question 45: What choice best describes the director's status?

	2003				2002				2001			
	Female		Male		Female		Male		Female		Male	
Tenured	17	18%	9	25%	14	15%	7	23%	13	16%	7	21%
Tenure Track	17	18%	5	14%	16	17%	3	10%	13	16%	3	9%
Contract	54	56%	4	11%	44	48%	10	32%	34	41%	10	30%
Admin. Primary Resp. LRW	0	0%	6	17%	1	1%	5	16%	1	1%	2	6%
Admin. Primary Resp. not LRW	1	1%	1	3%	1	1%	1	3%	3	4%	6	18%
Clinical Tenure or Track	5	5%	3	8%	4	4%	2	6%	6	7%	3	9%
Other	13	13%	8	22%	12	13%	3	10%	13	16%	2	6%

Question 49: What is the annual base salary of the director?

	<i>Female Directors</i>	<i>Male Directors</i>	
2003 Avg. 12-month salary	\$82,119	84% of male avg.	\$98,071
2002 Avg. 12-month salary	\$80,775	86% of male avg.	\$94,227
2001 Avg. 12-month salary	\$77,163	84% of male avg.	\$91,615
2003 Lowest	\$52,500	90% of male low	\$58,000
2003 Highest	\$135,000	102% of male high	\$132,000
2003 Total Responses	36		14

	<i>Female Directors</i>	<i>Male Directors</i>	
2003 Avg. 9-month salary	\$82,393	93% of male avg.	\$88,760
2002 Avg. 9-month salary	\$79,220	98% of male avg.	\$80,710
2001 Avg. 9-month salary	\$75,086	89% of male avg.	\$84,115
2003 Lowest	\$43,000	83% of male low	\$52,000
2003 Highest	\$151,000	103% of male high	\$146,000
Total Responses	46		12

		<u>Female Directors</u>		<u>Male Directors</u>
<i>Highest salaries:</i>	2003	16 of 82 = 19.5% of females		11 of 26 = 42% of males
% earning ≥ \$100,000	2002	13 of 77 = 17% of females		8 of 21 = 38% of males
of TOTAL responding	2001	6 of 68 = 9% of females		9 of 25 = 36% of males
with annual salary data				

		<u>Female Directors</u>		<u>Male Directors</u>
2003 Avg. Base salary paid	\$ 82,273	88% of male avg.		\$ 93,774
2002 Avg. Base salary paid	\$ 79,806	91% of male avg.		\$ 87,790
2001 Base Salary paid*	\$ 75,971*	86% of male avg.		\$ 88,015*

*Base salaries reported, not accounting for 12 or < 12-month contract differences or other compensation.

Question 64: Is the director eligible for leave?

*Note: Respondents could select more than 1 type of leaving making the totals greater than the number of respondents.

	2003				2002				2001			
	Female		Male		Female		Male		Female		Male	
Paid sabbaticals	39	36%	18	45%	38	35%	12	40%	29	34%	16	38%
Unpaid sabbaticals	11	10%	4	10%	11	10%	2	6%	11	13%	5	12%
Leave	30	28%	9	23%	26	24%	9	30%	19	22%	11	26%
Reduced Load	19	18%	6	15%	23	21%	5	17%	15	17%	10	24%
Other	8	7%	3	8%	10	9%	2	6%	12	14%	0	0%
TOTAL	107*		40*		108*		30*		86*		42*	

Question 57: How many LRW professionals does the director supervise?

	<i>Female Directors</i>			<i>Male Directors</i>		
	2003	2002	2001	2003	2002	2001
Female professional FT staff	3.05 avg.	3.42 avg.	3.2 avg.	2.81 avg.	3.32 avg.	2.8 avg.
Male professional FT staff	1.72 avg.	1.86 avg.	1.9 avg.	1.96 avg.	1.65 avg.	1.9 avg.
Female professional PT staff	1.92 avg.	2.17 avg.	N/A	3.09 avg.	3.29 avg.	N/A
Male professional PT staff	1.23 avg.	2.0 avg.	N/A	1.50 avg.	1.33 avg.	N/A
Female adjuncts	8.23 avg.	7.28 avg.	8.5 avg.	5.57 avg.	6.67 avg.	6.8 avg.
Male adjuncts	8.24 avg.	9.16 avg.	7.4 avg.	5.57 avg.	6.44 avg.	7.5 avg.
# of responses	101	88	83	36	31	33

Question 75: What is the base salary range for LRW faculty members (excluding the director's salary) from lowest salary to highest salary paid at your school (range from \$(low range) to \$(high range) paid)?

	<i>Female Directors</i>	<i>Male Directors</i>	
2003 Avg. low range	\$46,913	92% of male	\$50,795
2002 Avg. low range	\$44,605	93% of male	\$48,031
2001 Avg. low range	\$41,634	90% of male	\$46,226
2003 Lowest in low range	\$30,000	100% of male	\$30,000
2002 Lowest in low range	\$26,000	87% of male	\$30,000
2001 Lowest in low range	\$34,000	103% of male	\$33,000
2003 Highest in low range	\$85,000	106% of male	\$80,000
2002 Highest in low range	\$70,000	90% of male	\$78,000
2001 Highest in low range	\$50,000	77% of male	\$65,000

	<i>Female Directors</i>	<i>Male Directors</i>	
2003 Avg. high range	\$57,661	86% of male	\$66,818
2002 Avg. high range	\$53,380	93% of male	\$57,533
2001 Avg. high range	\$49,732	94% of male	\$52,640
2003 Lowest of high range	\$30,000	83% of male	\$36,000
2002 Lowest of high range	\$30,000	92% of male	\$32,500
2001 Lowest in high range	\$35,500	108% of male	\$33,000
2003 Highest in high range	\$150,000	107% of male	\$140,000
2002 Highest in high range	\$100,000	77% of male	\$130,000
2001 Highest in high range	\$70,000	93% of male	\$75,000

Question 5: How many years has the director directed the writing program at the present law school? How does this relate to salary? (Question 49)

	2003			2002		2001	
	<i>Female</i>		<i>Male</i>	<i>Female</i>	<i>Male</i>	<i>Female</i>	<i>Male</i>
0 to 5 years	\$77,946	85% of male	\$92,000	\$75,303	\$75,091	\$73,647	\$85,588
6 to 10 years	\$83,352	91% of male	\$91,375	\$81,237	\$102,500*	\$79,035	\$70,500
11 to 15 years	\$78,292	71% of male	\$111,031	\$81,850	\$103,120	\$83,793	\$79,741
16 years or more	\$101,667	110% of male	\$92,000**	\$104,571	\$92,000**	\$101,550	\$85,000

*Based on only four responses with values

**Based on only one response

Question 48: What title does the director have in official law school materials?

	2003				2002				2001			
	Female		Male		Female		Male		Female		Male	
Professor	50	33%	21	42%	41	32%	16	38%	38	32%	20	39%
Professor of Legal Writing	11	7%	2	4%	8	6%	2	5%	6	5%	3	6%
Visiting Professor	1	.5%	0	0%	0	0%	1	2%	1	1%	2	4%
Clinical Professor	10	7%	5	10%	9	7%	5	12%	10	9%	4	8%
Lecturer	10	7%	2	4%	9	7%	0	0%	9	8%	0	0%
Instructor	6	4%	2	4%	6	5%	2	5%	5	4%	1	2%
Asst./Assoc. Dean	4	3%	2	4%	2	2%	1	2%	3	3%	2	4%
Director	54	36%	14	28%	45	35%	12	29%	41	35%	19	37%
Other	6	4%	2	4%	7	6%	3	7%	4	3%	0	0%
TOTAL	152*		50*		127*		42*		117*		51*	

*Respondents could select >1 title making the total > the number of respondents.

Question 55: Does the director teach courses beyond the required writing course?

	2003				2002				2001			
	Female		Male		Female		Male		Female		Male	
Yes, other than academic support	61	58%	28	78%	44	51%	24	77%	37	5%	25	6%
Yes, only academic support	3	3%	1	3%	5	6%	1	3%	6	7%	0	0%
No	41	39%	7	19%	38	44%	6	19%	36	3%	8	24%
N/A	0	0%	0	0%	0	0%	0	0%	4	5%	0	0%
TOTAL	105		36		87		31		83		33	

Question 56(g): How much additional compensation does the director receive for teaching other than required LRW classes?

	2003				2002				2001			
	Female		Male		Female		Male		Female		Male	
Average	\$5,982	60% of male	\$10,000*		\$8,785		\$5,833*		\$7,167		\$9,333	
Lowest	\$1,500	19% of male	\$8,000		\$4,500		\$4,500		\$4,500		\$3,000	
Highest	\$15,000	94% of male	\$16,000		\$12,000		\$8,000		\$12,000		\$17,000	

*Based on three responses

2003 ALWD/LWI Survey Report - APPENDIX B

Law Schools that have responded in time for 2003 Survey Report (172 total):

Alabama, U	Georgetown	Northern Illinois
Albany, Union U	Georgia, U	Northern Kentucky
Appalachian	Georgia State	Northwestern
Arizona State	Golden Gate U	Notre Dame
Arizona U	Gonzaga	Nova Southeastern
Arkansas, Fayetteville	Hamline	Ohio State
Arkansas, Little Rock	Harvard	Oklahoma U.
Ave Maria	Hawaii	Oregon, U
Baltimore U	Hofstra	Pace
Barry U, Orlando Law	Houston	Pacific, U, McGeorge
Baylor	Howard	Pennsylvania, U
Boston College	Idaho	Pennsylvania State
Boston U	Illinois, U	Pepperdine
Brigham Young U	Indiana U, Bloomington	Pittsburgh
Brooklyn Law	Indiana U, Indianapolis	Quinnipiac
California, U, Berkeley	Interamerican, Puerto Rico	Regent
California, U. Los Angeles	Iowa	Richmond, U
California Western	John Marshall	Roger Williams
Capital U	Kentucky	Rutgers – Camden
Case Western Reserve	Lewis and Clark Northwestern	Rutgers – Newark
Catholic	Louisiana	St. John's
Chapman U	Louisville, U, Brandeis	St. Louis
Chicago U.	Loyola, Chicago	St. Mary's
Chicago-Kent, Illinois Institute	Loyola, L.A.	St. Thomas (Mpls)
Cincinnati, U	Loyola, N.O.	Samford
Cleveland State	Maine, U	San Diego
Colorado, U	Marquette	San Francisco
Columbia U	Maryland, U	Santa Clara
Concord	Massachusetts	Seattle
Connecticut, U	Memphis, U	Seton Hall
Cooley, Thomas M. Law	Mercer	South Carolina, U
Cornell	Michigan, U	South Dakota, U
Creighton	Michigan State	South Texas
Dayton, U	Minnesota, U	Southern California
Denver, U	Mississippi	Southern Illinois, U
DePaul	Mississippi College	Southwestern
Detroit Mercy, U	Missouri-Columbia, U	Stanford
Drake	Missouri-Kansas City	Stetson
Duke	Montana, U	Suffolk
Dusquesne	Nebraska, U	Syracuse
Emory, Atlanta	Nevada, LV (W. S. Boyd)	Temple
Faulkner	New England	Tennessee, U
Florida, U	New Mexico, U	Texas, U (Austin)
Florida Costal	City U of New York	Texas Tech
Florida State	New York Law	Texas Wesleyan
Fordham	New York, State, Buffalo	Thomas Jefferson
Franklin Pierce	North Carolina, U	Toledo
George Mason	North Dakota	Touro, J.D. Fuchsberg
George Washington U	Northeastern	Tulane

Tulsa, U
Utah, U
Valparaiso
Vanderbilt
Vermont
Villanova
Virginia
Wake Forest
Washburn
Washington, U (Seattle)
Washington U. (Mo)
Washington and Lee
Wayne
West Virginia
Western New England
Western State
Whittier
Widener, Harrisburg
Widener, Wilmington
Willamette
William & Mary
William Mitchell
Wyoming
Yale
Yeshiva

**2003 ALWD/LWI Survey Report - APPENDIX C
Additional Analysis of 2003 Survey Data**

Analysis of the effect of first-year class size (Q. 9):

School Size by Services Provided

Size of School	Total # Schools	Writing Specialist, Full-time	Writing Specialist, Part-time	Tutorials	Student Teaching Assistants helping students	Academic Support Program	Other
<100 Students	7	0	0	1 (14%)	6 (86%)	5 (71%)	1 (14%)
101 to 150 Students	25	1 (4%)	4 (16%)	7 (28%)	12 (48%)	17 (68%)	0
151 to 200 Students	37	0	10 (27%)	5 (14%)	25 (68%)	27 (73%)	2 (5%)
201-250 Students	36	4 (11%)	5 (14%)	5 (14%)	24 (67%)	29 (81%)	4 (11%)
251-300 Students	22	3 (14%)	2 (9%)	2 (9%)	18 (82%)	18 (82%)	0
>300 Students	44	7 (16%)	10 (23%)	8 (18%)	23 (52%)	31 (70%)	3 (7%)
TOTALS	171	15(9%)	31 (18%)	28 (16%)	107 (63%)	127 (74%)	10 (6%)

Question 9 by Question 28

School Size by Staffing Model

Size of School	Total # Schools	Tenure or tenure-track	Full-time non-tenure track	Part-time	Adjuncts	Complex hybrid
<100 Students	7	0	4	0	0	2
101 to 150 Students	25	5	8	2	3	6
151 to 200 Students	37	6	15	1	4	11
201-250 Students	36	0	24	0	1	11
251-300 Students	22	1	15	1	2	3
>300 Students	44	1	19	0	6	17
TOTALS	171	13	85	4	16	50

Question 9 by Question 10

School Size by Assistant/Associate Directors

Size of School	Total # Schools	Have Assistant/Associate Director	Average Salary	Do not have Assistant/Associate Director
<100 Students	7	1	\$35,000	5
101 to 150 Students	25	1	\$66,000	13
151 to 200 Students	37	2	\$56,500	28
201-250 Students	36	3	\$65,000	29
251-300 Students	22	3	\$66,667	14
>300 Students	44	8	\$66,127	29

Question 9 by Question 46

School Size by Use of Adjunct Faculty

Size of School	Total # Schools	Use Adjuncts Exclusively	Use Adjuncts Substantially (75%)	Use Adjuncts Significantly (50%)	Use Adjuncts Somewhat (25%)	Use Adjuncts Rarely (25%)	Do not use Adjuncts
<100 Students	7	0	1	1	1	0	3
101 to 150 Students	25	2	7	0	1	0	13
151 to 200 Students	37	4	3	3	2	4	20
201-250 Students	36	1	3	4	2	8	14
251-300 Students	22	2	1	3	3	1	12
>300 Students	44	5	4	4	7	5	19
TOTALS	171	14	19	15	16	18	81

Question 9 by Question 86

School Size by Use of Teaching Assistants for Classroom Teaching

Size of School	Total # Schools	Use T.A.s Exclusively	Use T.A.s Substantially (75%)	Use T.A.s Significantly (50%)	Use T.A.s Somewhat (25%)	Use T.A.s Rarely (25%)	Do not use T.A.s
<100 Students	7	1	0	1	1	2	2
101 to 150 Students	25	0	0	1	5	7	10
151 to 200 Students	37	3	1	3	6	10	13
201-250 Students	36	0	2	0	6	13	15
251-300 Students	22	0	0	2	10	5	4
>300 Students	44	1	0	8	3	6	23
TOTALS	171	5	3	15	31	43	67

Question 9 by Question 93

*Analysis of the effect of staffing model (Q. 10):***Staffing Model by Grading Model**

Model	Grades that are included in GPAs	Grades that are not included in GPAs	Honors, pass, fail (or equivalent)	Purely pass/fail	Other Method
Tenure or tenure-track	13	0	0	0	0
Part of doctrinal course or taught by doctrinal prof.	2	0	0	0	0
Full-time non-tenure track	72	1	9	2	1
Part-time	4	0	0	0	0
Adjuncts	16	0	0	0	0
Students	0	0	1	0	0
Complex hybrid	37	0	5	2	5
TOTALS	144	1	15	4	6

Question 10 by Question 26

Staffing Model by Credit Awarded

Model	First Fall		First Spring	
	# responses	Average credit	# responses	Average credit
Tenure or tenure-track	12	2.58	12	2.67
Part of doctrinal course or taught by doctrinal prof.	2	2.5	2	1.5
Full-time non-tenure track	83	2.07	85	2.15
Part-time	4	2.75	4	2.25
Adjuncts	16	2.25	16	1.75
Complex hybrid	45	2.27	46	2.18

Question 10 by Question 12

Staffing Model by Research Teaching Model

Model	Research Taught Integrated with Writing	Research Taught Separately from Writing	Taught by LRW Faculty	Taught by Librarians	Taught by both LRW Faculty and Librarians	Taught by Teaching Assistants or other Students
Tenure or tenure-track	6	9	3	7	3	0
Part of doctrinal course or taught by doctrinal prof.	0	2	0	1	0	1
Full-time non-tenure track	68	19	45	16	24	11
Part-time	4	0	1	2	1	0
Adjuncts	10	6	4	5	4	3
Students	1	0	0	0	0	1
Complex hybrid	39	13	16	11	17	12
TOTALS	128	49	69	42	49	28

Question 10 by Question 18

Staffing Model by Feedback Method for Papers

Model	Comments written on paper itself	General feedback memo to all students	Feedback memo to specific student	Short comments at end of paper	Comments in person during conference	Grading grids or score sheets
Tenure or tenure-track	13	13	10	10	7	9
Part of doctrinal course or taught by doctrinal prof.	2	1	0	1	2	0
Full-time non-tenure track	86	64	44	67	76	52
Part-time	4	4	2	3	3	2
Adjuncts	16	7	7	13	13	7
Students	1	1	1	1	1	0
Complex hybrid	49	37	32	37	42	31
TOTALS	171	127	96	132	144	101

Question 10 by Question 24

Staffing Model by Director's Status

Model	Tenured, primary responsibility is LRW	Untenured tenure track, primary responsibility is LRW	Non-tenure track, primary responsibility is LRW	Administrator or faculty, primary responsibility not LRW	Administrator, primary responsibility is LRW	Clinical tenure or clinical tenure track	Other
Tenure or tenure-track	3	1	0	1	0	0	0
Full-time non-tenure track	10	9	35	2	0	5	11
Part-time	0	3	1	0	0	0	0
Adjuncts	2	3	4	2	0	1	3
Students	0	0	1	0	0	0	0
Complex hybrid	11	6	16	1	1	2	7
TOTALS	26	22	57	6	1	8	21

Question 10 by Question 45

Staffing Model by Director's Workload

Percentage of time devoted to each activity	Directorship Duties	Teaching in required program	Teaching outside required program	Service to the law school	Academic Support	Scholarship	Other
Tenure or tenure-track	17.92	44.17	31.25	15.0	5.00	11.67	37.50
Full-time non-tenure track	26.43	41.07	18.64	12.15	4.65	11.85	9.71
Part-time	26.25	43.75	25.0	6.67	No responses	8.83	No responses
Adjuncts	36.54	15.2	26.25	11.15	9.67	15.00	50.00
Students	55.00	No responses	No responses	20.00	25.00	No responses	No responses
Complex hybrid	30.24	35.92	22.59	11.56	8.08	11.80	19.29

Question 10 by Question 53

NOTE: Averages do not include responses of zero, so total percentages may exceed 100.

Staffing Model by Consistency in Program

# of responses (1. Uniform; 2. Generally Consistent; 3. Varies among sections)	Tenure or tenure- track	Part of doctrinal course or taught by doctrinal prof.	Full-time non-tenure track	Part-time	Adjuncts	Complex Hybrid
Syllabus Coverage	0; 9; 3	0; 2; 0	48; 31; 5	2; 2; 0	16; 0; 0	32; 13; 5
# of Major Assignments	4; 6; 1	1; 1; 0	72; 12; 1	4; 0; 0	14; 0; 0	42; 5; 3
Due dates and lengths of most assignments	2; 7; 3	1; 0; 1	47; 33; 5	3; 1; 0	14; 1; 0	36; 9; 5
# of Minor Assignments	1; 4; 7	0; 1; 1	24; 36; 25	2; 2; 0	12; 2; 2	25; 12; 13
Required Textbook	2; 6; 4	1; 0; 1	49; 18; 18	4; 0; 0	16; 0; 0	35; 3; 11
Citation Text	8; 2; 2	1; 1; 0	80; 4; 1	4; 0; 0	16; 0; 0	43; 6; 1
Content of class lectures/exercises	0; 2; 10	0; 0; 2	6; 34; 45	1; 2; 1	6; 8; 2	10; 20; 18
Grading	1; 5; 6	0; 1; 1	31; 47; 7	2; 2; 0	10; 4; 2	26; 23; 1

Question 10 by Question 26

Staffing Model by Availability and Staffing of Elective Writing Courses

Model	No elective writing courses offered	Elective writing courses taught by non-writing faculty	Elective writing courses taught by LRW faculty	Elective writing courses taught by either non- writing or LRW faculty
Tenure or tenure-track	3	0	1	8
Part of doctrinal course or taught by doctrinal prof.	1	1	0	0
Full-time non-tenure track	12	24	7	39
Part-time	0	0	0	3
Adjuncts	0	4	4	7
Students	0	1	0	0
Complex hybrid	7	12	4	26
TOTALS	23	42	16	83

Question 10 by Question 32

Staffing Model by Use of Technology

Technology used for LRW 1. all faculty use 2. some faculty use 3. most faculty use 4. never used 5. average rating (1-5)	Tenure or tenure-track	Full-time non-tenure track	Part-time	Adjuncts	Complex hybrid
Email listserv for students	3	36	3	5	9
	3	13	1	5	8
	0	11	0	2	6
	0	1	0	0	0
	4.50	4.30	4.50	4.42	4.25
Smart classrooms	0	7	2	0	2
	0	11	1	0	5
	3	20	0	7	13
	0	1	0	0	0
	3.33	4.23	4.33	3.43	3.50
Online edits	0	1	0	0	0
	0	1	1	0	1
	0	31	2	4	11
	0	2	0	0	0
	0	3.17	4.33	4.00	3.58
Course Web page	0	12	1	0	3
	0	4	1	1	3
	3	13	1	4	11
	0	1	0	1	0
	4.0	3.81	3.67	3.83	3.41
Web Course Utility product (TWEN, WebCT, Blackboard, etc.)	0	16	0	3	2
	0	10	0	1	4
	6	17	2	3	13
	0	1	0	0	0
	3.83	3.82	4.00	4.17	3.63

Question 10 by Question 43

Staffing Model by Use of Course Web Pages

Model	The LRW Program has a web page	At least one member of the LRW faculty has a web page	No web pages
Tenure or tenure-track	1	2	9
Part of doctrinal course or taught by doctrinal prof.	0	0	1
Full-time non-tenure track	15	15	44
Part-time	1	1	2
Adjuncts	3	0	11
Students	1	0	0
Complex hybrid	10	7	24
TOTALS	31	25	91

Question 10 by Question 42

*Analysis of the effect of LRW Faculty Status (Q. 65):***LRW Faculty Status by Faculty Title**

Title	Tenure or tenure-track	ABA Standard 405(c)	Contracts of 3 years or more	Contracts of 2 years	Contracts of 1 year
Professor, Assoc. Prof, or Asst. Prof.	22	7	5	1	4
Professor, Assoc. Prof., or Asst. Prof. <u>of legal writing</u>	3	7	11	6	8
<u>Visiting</u> professor or visiting prof. of legal writing	0	0	0	0	1
<u>Clinical</u> professor, clinical assoc. prof., or clinical asst. prof.	0	4	5	2	5
Lecturer or senior lecturer	0	2	6	2	9
Instructor	1	0	6	6	27
Other	0	3	4	4	5

Question 65 by Question 68

LRW Faculty Status and Faculty Meeting Attendance and Voting Rights

Status	Attend and Voting Member on All Matters	Attend and Voting on All Matters Except Hiring, Promotions, and Tenure	Attend but Non-Voting Member	Not Attend Nor Vote
Tenure or tenure-track	15	6	2	1
ABA Standard 405(c)	5	15	3	0
Contracts of 3 years or more	6	14	14	4
Contracts of 2 years	1	9	7	2
Contracts of 1 year	6	18	25	8

Question 65 by Question 84

LRW Faculty Status and Credit Awarded for LRW Courses

Status	Average Credit for First Fall LRW Course	Average Credit for First Spring LRW Course
Tenure or tenure-track	2.25	2.67
All other types (ABA 405(c) and contract of any length)	2.07	2.13

Question 65 by Question 12 (grouped answer a, answers b-e combined)

LRW Faculty Status by Funding for Summer Research

Status	Eligible for summer research grants (# responses; average grant amount)		Not eligible for summer research grants	School does not generally provide summer research grants to faculty
Tenure or tenure-track	17	\$7,450	2	4
ABA Standard 405(c)	17	\$6,963	5	1
Contracts of 3 years or more	20	\$6,333	15	1
Contracts of 2 years	5	\$7,900	10	2
Contracts of 1 year	25	\$6,077	24	4

Question 65 by Question 76

LRW Faculty Status by Funding for Research Assistants

Status	Receive sufficient funding for all reasonable requests	Receive annual average funding (# responses; average funding)		Do not receive funding for research assistants
Tenure or tenure-track	20	2	\$1,000	2
ABA Standard 405(c)	18	3	\$1,667	2
Contracts of 3 years or more	26	3	\$1,617	8
Contracts of 2 years	8	2	\$1,500	9
Contracts of 1 year	29	6	\$1,260	20

Question 65 by Question 80

LRW Faculty Status by Average Class Size and Workload

	Tenure or tenure-track		ABA Standard 405(c)		Contracts of 3 years or more		Contracts of 2 years		Contracts of 1 year	
	Fall	Spring	Fall	Spring	Fall	Spring	Fall	Spring	Fall	Spring
Number of students taught in required program	42.19	44.70	52.48	51.22	49.08	48.38	45.26	44.37	46.72	55.49
In-class hours of teaching each week	3.71	3.9	3.57	3.39	4.67	4.31	3.74	3.63	3.18	3.00
Number of major assignments (equal to or greater than 5 pages)	2.89	2.94	2.91	2.41	2.94	2.58	3.0	2.63	3.11	2.53
Number of minor assignments (less than 5 pages)	3.28	2.50	3.29	2.61	3.71	2.66	2.94	2.33	3.37	2.64
Total number of pages of student work read per term	1457	1479	1483	1531	1584	1744	1432	1408	1541	1674
Total hours in conference required or strongly recommended	46.00	45.19	45.90	45.55	52.19	51.56	53.75	46.38	80.32	43.77
Total hours preparing major research and writing assignments	29.65	34.69	47.95	47.00	30.15	26.53	25.67	26.33	29.82	31.13
Total hours preparing for class	56.29	53.38	66.84	57.68	57.67	51.52	69.38	63.13	67.17	61.4

Question 65 by Question 82

*Additional Analysis of effects on LRW Faculty Salary (Q. 75):***LRW Faculty Salary by Average Class Size (First Fall and First Spring Combined)**

Average Class Size	Total Responses	Average Low Salary	Average High Salary	Average “Average” Salary
20 or below	2	\$66,500	\$112,500	\$89,500
21 to 30	5	\$39,800	\$45,970	\$42,885
31 to 35	7	\$43,714	\$51,100	\$47,407
36 to 40	16	\$46,125	\$57,066	\$51,595
41 to 45	14	\$47,357	\$55,429	\$51,393
46 to 50	21	\$47,360	\$62,471	\$54,915
51 to 55	8	\$41,625	\$52,313	\$46,969
56 to 60	10	\$48,100	\$56,000	\$52,100
61 or above	9	\$61,478	\$72,756	\$67,117

Question 75 by Question 82a

LRW Faculty Salary by Additional Courses Taught

	Yes	No	If yes, When		If yes, Type of Course	
			During regular academic year	During separate summer session only	Upper-level LRW courses	Non-LRW courses
Average Low Salary	\$48,452	\$46,269	\$49,996	\$44,973	\$48,091	\$49,849
Average High Salary	\$60,194	\$56,885	\$62,694	\$56,799	\$59,737	\$60,577

Question 75 by Question 85

Faculty Salary by Scholarship Expectation

	Required to Produce Scholarship (# responses; salary)		Expected to Produce Scholarship (# responses; salary)		Encouraged to Produce Scholarship (# responses; salary)		Neither Required Nor Expected to Produce Scholarship (# responses; salary)	
Average Low Salary	15	\$60,600	7	\$48,429	21	\$47,524	53	\$44,358
Average High Salary		\$89,273		\$61,886		\$56,238		\$53,567

Question 75 by Question 81b

Faculty Salary by Committee Service

	Serve as a voter member (# responses; salary)		Serve as a non-voting member (# responses; salary)		Do not serve (# responses; salary)	
Average Low Salary	61	\$49,768	7	\$42,286	24	\$44,872
Average High Salary		\$63,206		\$49,000		\$54,746

Question 75 by Question 83

*Other Analysis***Director and LRW Faculty Voting Rights and Faculty Meeting Attendance and Size of Program (including full-time, part-time, and adjunct faculty)**

number of responses (average number of faculty in responding programs: full- time; part-time; adjunct)	Director Attends and Votes on All Matters	Director Attends and Votes on All Matters Except Hiring, Promotions, and Tenure	Director Attends but Non-Voting Member	Director does Not Attend Nor Vote	N/A
LRW Faculty Attend and Vote on All Matters	4 (5.5; 2.0; 2.0)	0	0	0	8 (3.0; 0.5; 7.2)
LRW Faculty Attend and Vote on All Matters Except Hiring, Promotions, and Tenure	2 (3.5; 0; 21.0)	21 (2.7; 0.75; 4.65)	0	0	13 (4.23; 4.33; 2.5)
LRW Faculty Attend but are Non-Voting Members	1 (3; 3; 0)	7 (6.05; 7.0; 20.0)	20 (5.53; 2.79; 2.25)	0	7 (5.29; 1.0; 4.0)
LRW Faculty do Not Attend Nor Vote	0	2 (5.0; 4.0; 5.0)	2 (8.5; 0; 0)	2 (5.0; 0; 0)	0

Question 60 by Question 84 by Question 57

LRW Faculty Status by Director Status and Size of Program (including full-time, part-time, and adjunct faculty)

number of responses (average number of faculty & TAs in responding programs: full-time; part-time; adjunct; TAs)	Tenured, primary responsibility is LRW	Untenured tenure track, primary responsibility is LRW	Non-tenure track, primary responsibility is LRW	Admin. or faculty, primary responsibility not LRW	Admin. primary respon. is LRW	Clinical tenure or clinical tenure track	Other
LRW Faculty on Tenure or tenure-track	6 (3.58; 0.5; 21.2; 8.6)	5 (4.0; 3.0; 9.0; 1.0)	2 (5.0; 2.0; 0; 20.0)	1 (2.0; 0 0; 0)	0	1 (4.0; 1.0; 0; 9.0)	2 (3.0; 8.0; 7.0; 6.0)
LRW Faculty with ABA Standard 405(c)	6 (5.08; 1.0; 10.83; 23.0)	2 (3.5; 0; 0; 3.0)	10 (6.35; 1.0; .033; 16.65)	1 (4.0; 0; 0; 0)	0	1 (8.0; 0; 0; 6.0)	3 (6.67; 0; 3.0; 2.0)
LRW Faculty with Contracts of 3 years or more	6 (4.67; 1.0; 4.33; 9.2)	1 (0; 0; 15.0; 0)	15 (6.28; 2.2; 21.0; 7.31)	1 (3.0; 1.0; 0; 6.0)	0	3 (5.33; 0; 1.0; 7.0)	4 (5.05; 0; 6.0; 12.0)
LRW Faculty with Contracts of 2 years	4 (5.08; 0; 23.67; 3.83)	2 (4.5; 0; 8.0; 3.0)	7 (4.30; 11.0; 5.67; 10.75)	1 (0; 0; 0; 30.0)	0	1 (8.0; 0; 0; 6.0)	0
LRW Faculty with Contracts of 1 year	7 (4.29; 1.5; 11.0; 3.4)	8 (4.21; 1.0; 5.0; 8.75)	23 (5.36; 1.70; 8.16; 12.0)	0	1 (0; 0; 6.0; 10.0)	1 (5.0; 0; 0; 4.0)	7 (4.0; 3.5; 0; 14.83)

Question 65 by Question 45 by Question 57