

VII. DIRECTORS

44. Does your program have a director (a person with direct responsibility for the design, implementation, and supervision of your law school's writing program)?

<u>2001</u>	<u>2002</u>	<u>2003</u>		
<u>120</u>	<u>130</u>	<u>141</u>	a.	Yes
<u>17</u>	<u>20</u>	<u>24</u>	b.	No
<u>3</u>	<u>3</u>	<u>6</u>	c.	No answer

45. If your program has a director, which of these choices best describes the director? Please try to choose one of the descriptions below.

<u>2001</u>	<u>2002</u>	<u>2003</u>		
<u>22</u>	<u>21</u>	<u>26</u>	a.	A tenured faculty member whose primary responsibility is directing the legal writing program
<u>16</u>	<u>18</u>	<u>22</u>	b.	An untenured faculty member on a tenure track whose primary responsibility is directing the legal writing program
<u>47</u>	<u>55</u>	<u>57</u>	c.	A faculty member not on a tenure track whose primary responsibility is directing the legal writing program
<u>9</u>	<u>7</u>	<u>6</u>	d.	A faculty member or administrator whose primary responsibility is not the first-year legal writing program
<u>4</u>	<u>3</u>	<u>1</u>	e.	An administrator whose primary responsibility is directing the legal writing program
<u>9</u>	<u>8</u>	<u>8</u>	f.	A faculty member with clinical tenure or on clinical tenure track
<u>15</u>	<u>17</u>	<u>21</u>	g.	Other

46. Does your program have an associate or assistant director?

<u>2001</u>	<u>2002</u>	<u>2003</u>		
<u>18</u>	<u>19</u>	<u>18</u>	a.	Yes Annual salary of (average) \$63,111 (min \$35,000; max \$100,000). <i>2002 Survey: (average) \$54,176 (min \$20,000; max \$90,000)</i> <i>2001 Survey: (average) \$37,753* (min \$20,000; max \$47,260)</i>
<u>98</u>	<u>99</u>	<u>117</u>	b.	No

*Note: Average is based on only 3 responses.

47. If the director is not tenured or tenure track, how long is the term of the director's contract?.

<u>2001</u>	<u>2002</u>	<u>2003</u>		
<u>27*</u>	<u>19</u>	<u>20</u>	a.	Number of years: 1 year
<u>1*</u>	<u>4</u>	<u>6</u>		2 years
<u>16*</u>	<u>12</u>	<u>16</u>		3 years

<u>20*</u>	<u>15</u>	<u>15</u>	> 3 years
<u>7</u>	<u>7</u>	<u>3</u>	b. The contractual terms have never been specifically set out
<u>22</u>	<u>25</u>	<u>38</u>	c. Not applicable or unknown

* Note: Because of a technical problem with the construction of the 2001 Survey, there are no reliable results for 2001. Data from 2000 survey is included for comparison.

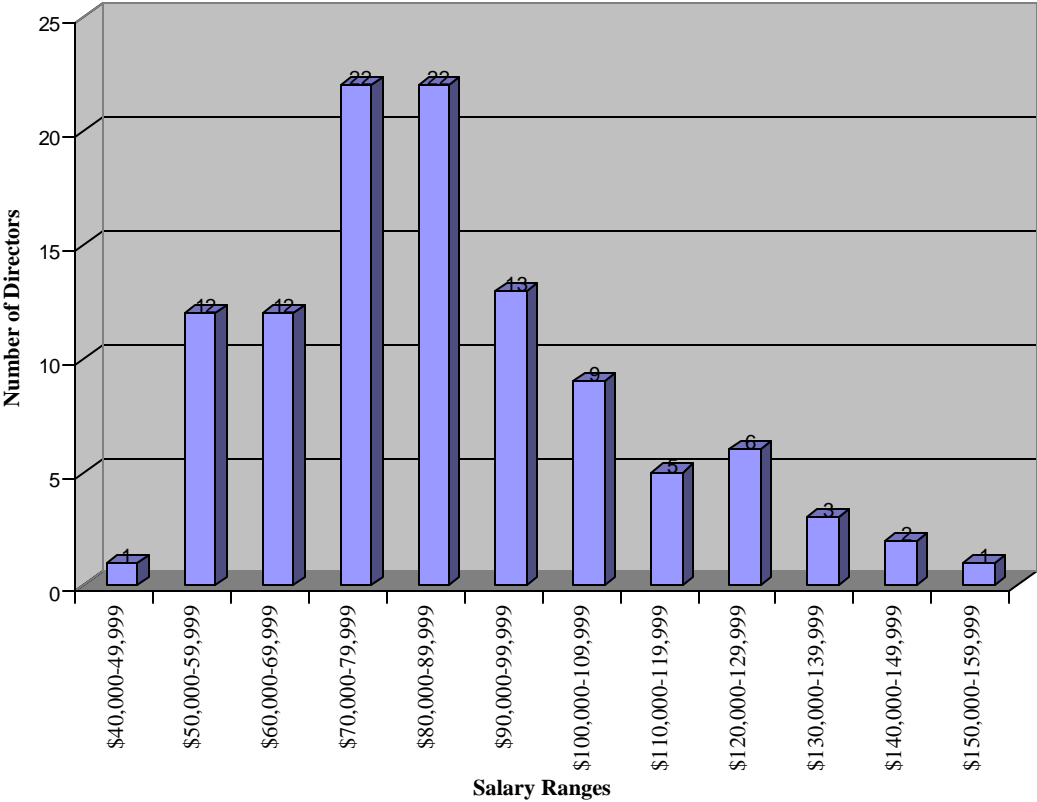
48. What faculty title does the director have in official law school materials (publications, catalogues, signs, etc.)? Please mark all that apply.

<u>2001</u>	<u>2002</u>	<u>2003</u>	
<u>63</u>	<u>62</u>	<u>71</u>	a. Professor, associate professor, or assistant professor
<u>12</u>	<u>10</u>	<u>13</u>	b. Professor, associate professor, or assistant professor of legal writing
<u>3</u>	<u>1</u>	<u>1</u>	c. Visiting professor or visiting professor of legal writing
<u>16</u>	<u>14</u>	<u>15</u>	d. Clinical professor, clinical associate professor, or clinical assistant professor
<u>9</u>	<u>9</u>	<u>12</u>	e. Lecturer or senior lecturer
<u>5</u>	<u>8</u>	<u>8</u>	f. Instructor
<u>65</u>	<u>57</u>	<u>69</u>	g. Director
<u>5</u>	<u>4</u>	<u>6</u>	h. Assistant or associate dean
<u>5</u>	<u>14</u>	<u>9</u>	i. Other

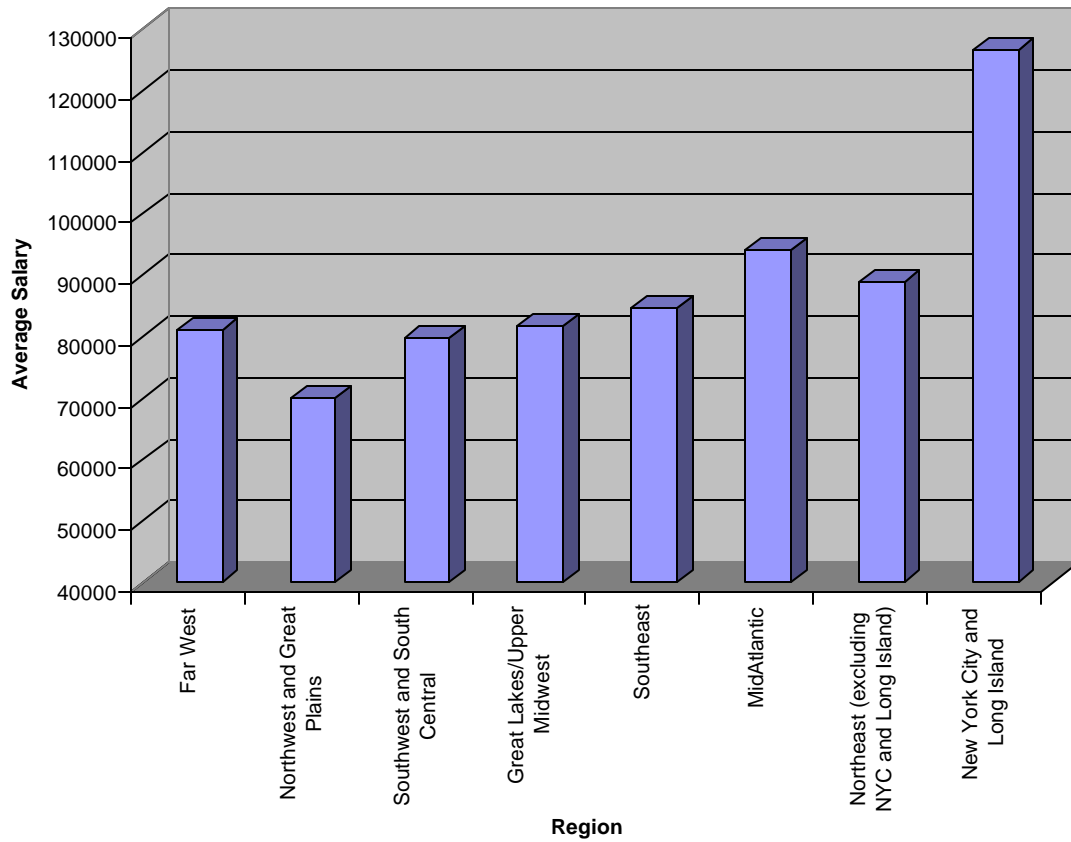
49. What is the current annual base salary of the director? Base salary is the salary for the current academic year, including any additional stipend for the administrative workload but excluding payments for other work such as summer teaching, academic support, moot court coaching.

<u>2001</u>	<u>2002</u>	<u>2003</u>	
<u>42</u>	<u>44</u>	<u>51</u>	a. If the salary is based on a 12-month period (Note: Salary for a 12-month calendar contract period, not for a 12-month payment period): (average) \$86,586 (min \$52,500; max \$135,000) 2002 Survey: (average) \$85,389 (min \$52,500; max \$130,000) 2001 Survey: (average) \$81,636 (min \$54,118, max \$130,000)
<u>51</u>	<u>58</u>	<u>61</u>	b. If the salary is based on a 9-or 10-month period: (average) \$84,187 (min \$43,000; max \$151,000) 2002 Survey: (average) \$79,563 (min \$46,000; max \$141,000) 2001 Survey: (average) \$77,210 (min \$45,000; max \$136,100) 2003 Survey Combined 12-month & <12-month salaries: (average) \$85,267 (min. \$43,000; max \$151,000) 2002 Survey Combined 12-month & <12 month salaries: (average) \$82,010 (min \$46,000; max \$141,000) 2001 Survey Combined 12 months & <12 month salaries: (average) \$79,209 (min \$45,100; max \$136,100)
<u>8</u>	<u>9</u>	<u>9</u>	c. N/A

Director Salary Range



Director Salary by Region



Director Salary by Region

Region	2003			2002	2001
	Average	Minimum	Maximum	Average	Average
New York City & Long Island	\$126,700	\$99,800	\$151,000	\$121,167	\$105,500
Mid Atlantic	\$94,033	\$75,000	\$146,000	\$92,427	\$86,735
Northeastern (excluding New York City and Long Island)	\$89,014	\$61,000	\$129,125	\$82,236	\$87,583
Southeast	\$84,658	\$52,000	\$135,000	\$76,218	\$79,708
Great Lakes/Upper Midwest	\$81,700	\$55,000	\$132,000	\$82,190	\$72,850
Far West	\$81,240	\$43,000	\$120,000	\$80,924	\$78,693
Southwest & South Central	\$79,898	\$50,000	\$145,000	\$73,205	\$72,271
Northwest & Great Plains	\$69,959	\$58,835	\$100,000	\$69,100	\$68,900

Question 6 by Question 49

Director Salary by Geographical Setting

2003				2002	2001
Geography	Average	Minimum	Maximum	Average	Average
Urban	\$85,803	\$50,000	\$151,000	\$82,168	\$80,970
Suburban	\$91,606	\$43,000	\$146,000	\$87,324	\$76,688
Rural	\$68,854	\$52,500	\$87,000	\$70,471	\$72,750

Question 7 by Question 49

Director Salary by Institution Type

2003				2002	2001
Institution Type	Average	Minimum	Maximum	Average	Average
Public	\$82,775	\$50,000	\$146,000	\$78,379	not available
Private	\$87,558	\$43,000	\$151,000	\$84,605	not available

Question 8 by Question 49

Director Salary by School Size

2003				2002	2001
Size of School	Average	Minimum	Maximum	Average	Average
<100 Students	\$67,306	\$55,000	\$108,000	\$53,575	\$61,000
101 to 150 Students	\$86,750	\$50,000	\$125,000	\$82,557	\$74,077
151 to 200 Students	\$86,499	\$43,000	\$146,000	\$85,848	\$80,573
201-250 Students	\$84,232	\$50,180	\$124,000	\$75,414	\$75,039
251-300 Students	\$84,970	\$61,000	\$120,000	\$77,429	\$79,472
>300 Students	\$89,369	\$50,750	\$151,000	\$92,958	\$89,773

Question 9 by Question 49

Director Salary by Years Since J.D.

2003					2002	2001
# of Responses	Range of Time	Average	Minimum	Maximum	Average	Average
0	0-5 yrs	0	0	0	\$0	\$70,000
15	6-10 yrs	\$75,167	\$55,000	\$95,000	\$73,376	\$73,178
42	11-15 yrs	\$77,549	\$50,180	\$135,000	\$71,541	\$75,330
35	16-20 yrs	\$82,002	\$43,000	\$125,000	\$80,841	\$76,633
31	21-25 yrs	\$99,173	\$50,000	\$151,000	\$99,955	\$87,018
20	26+ yrs	\$102,612	\$58,835	\$145,000	\$91,644	\$99,500

Question 3 by 49

Director Salary by Number of Years Law School Teaching

2003					2002
# of Responses	Range of Time	Average	Minimum	Maximum	Average
33	0-5 yrs	\$74,412	\$43,000	\$105,000	\$70,706
41	6-10 yrs	\$80,531	\$52,500	\$135,000	\$77,825
45	11-15 yrs	\$84,044	\$52,000	\$132,000	\$81,873
25	16-20 yrs	\$92,521	\$50,000	\$151,000	\$96,035
14	21-25 yrs	\$117,400	\$82,000	\$146,000	\$105,200
2	26+ yrs	No responses reported values			\$0

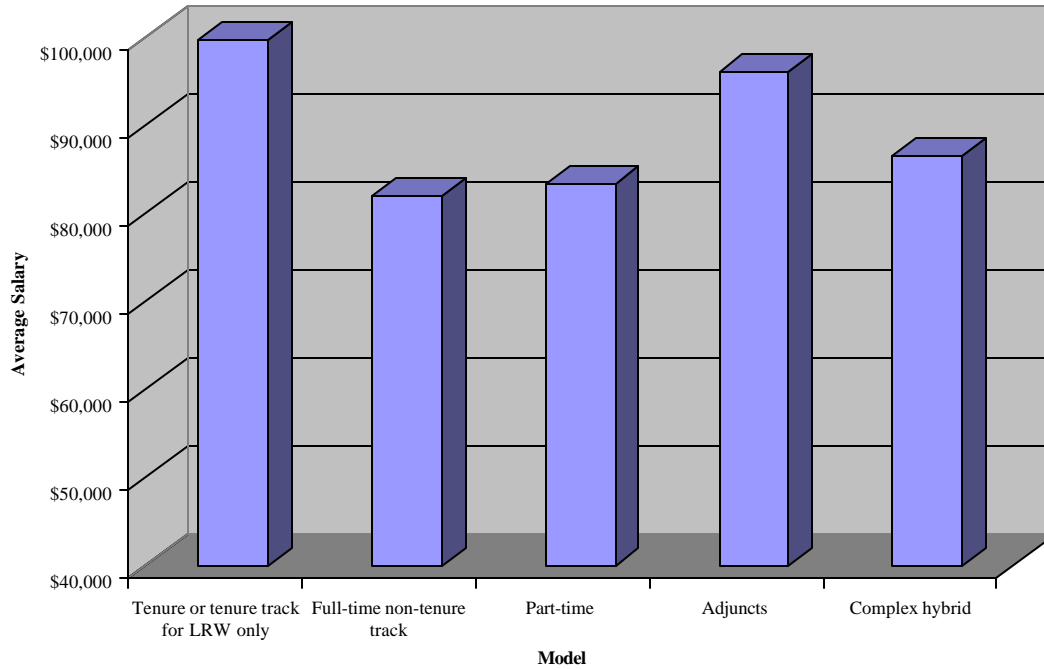
Question 4 by Question 49

Director Salary by Years Directing Current Program

2003				
# of Responses	Range of Time	Average	Minimum	Maximum
54	0-5 yrs	\$81,590	\$43,000	\$145,000
27	6-10 yrs	\$85,729	\$50,000	\$135,000
11	11-15 yrs	\$90,197	\$58,835	\$146,000
13	16+ yrs	\$100,923	\$56,000	\$151,000

Question 5 by 49

Director Salary by Staffing Model

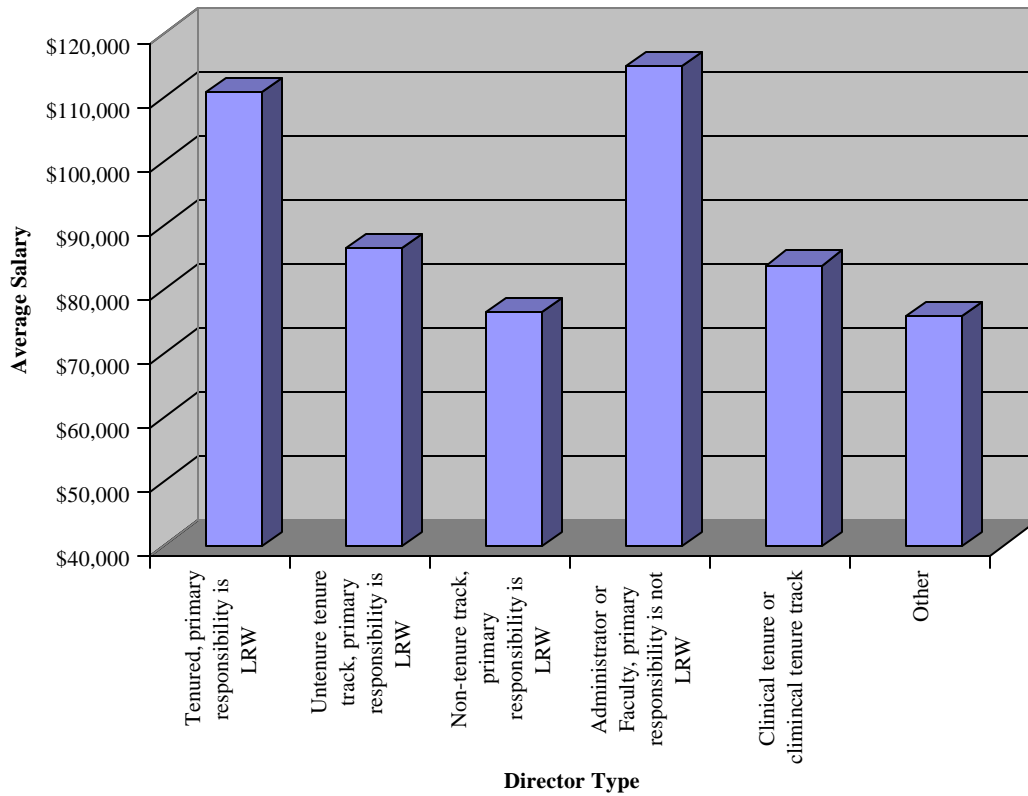


Director Salary by Staffing Model

Model	2003			2002	2001
	Average	Minimum	Maximum	Average	Average
Tenure or tenure-track for LRW only	*\$99,600	\$74,000	\$125,000	\$98,333	\$122,500
Full-time non-tenure track	\$81,838	\$43,000	\$145,000	\$76,744	\$73,394
Part-time	*\$83,312	\$61,000	\$100,000	N/A	N/A
Adjuncts	\$96,000	\$62,000	\$151,000	\$93,789	\$83,996
Complex hybrid	\$86,441	\$50,000	\$146,000	\$84,733	\$81,506

Question 10 by Question 49 *average based on only 3 responses

Director Salary by Director Type



Director Salary by Director Type

Model	2003			2002	2001
	Average	Minimum	Maximum	Average	Average
Tenured, primary responsibility is LRW	\$110,786	\$74,000	\$151,000	\$106,506	\$102,138
Untenured tenure track, primary responsibility is LRW	\$86,420	\$60,000	\$108,000	\$84,690	\$75,883
Non-tenure track, primary responsibility is LRW	\$76,533	\$43,000	\$120,000	\$70,541	\$69,436
Administrator or faculty, primary responsibility not LRW	\$115,000	\$100,000	\$125,000	\$97,167	\$92,200
Administrator, primary responsibility is LRW	No responses reported values			\$0	\$62,667
Clinical tenure or clinical tenure track	\$83,813	\$62,000	\$132,000	\$81,894	\$78,690
Other	\$75,957	\$50,180	\$135,000	\$84,700	\$77,386

Question 45 by Question 49

50. What personnel benefits does the director receive?

<u>2001</u>	<u>2002</u>	<u>2003</u>	
<u>105</u>	<u>116</u>	<u>129</u>	a. The same benefits as tenure-track faculty
<u>13</u>	<u>10</u>	<u>11</u>	b. The same benefits as non-tenure-track faculty <i>If the answer is not a or b, please mark all of the benefits below that apply.</i>
<u>13</u>	<u>8</u>	<u>12</u>	c. Health insurance and related benefits
<u>0</u>	<u>8</u>	<u>11</u>	d. Life insurance
<u>11</u>	<u>8</u>	<u>13</u>	e. Contributions to retirement
<u>1</u>	<u>1</u>	<u>1</u>	f. Other
<u>1</u>	<u>0</u>	<u>0</u>	g. None

51. Past surveys have found a discrepancy between salaries paid tenure-track faculty and LRW directors. You may wish to inquire to determine the situation at your law school. Please provide us with your best estimate of the difference between the current annual base salary of the director and the annual base salary of an entry-level tenure-track faculty member at your law school?

<u>2000</u>	<u>2002</u>	<u>2003</u>	
<u>32</u>	<u>23</u>	<u>22</u>	a. The director earns (average) \$23,477 (min \$22,000; max \$70,000) more than the new tenure-track faculty member <i>2002 Survey: (average) \$23,341 (min \$3,000; max \$45,000)</i> <i>2000 Survey: (average) \$25,207 (min \$4,000; max \$65,000)</i>
<u>17</u>	<u>22</u>	<u>25</u>	b. The director earns roughly the <u>same</u> as the new tenure-track faculty member
<u>40</u>	<u>23</u>	<u>30</u>	c. The director earns (average) \$18,569 (min \$2,500; max \$42,000) less than the new tenure-track faculty member <i>2002 Survey: (average) \$23,000 (min \$5,000; max \$60,000)</i> <i>2000 Survey: (average) \$18,057 (min \$3,000, max 60,000)</i>
<u>20</u>	<u>33</u>	<u>37</u>	d. Don't know
<u>3</u>	<u>9</u>	<u>10</u>	e. N/A

52. What is your best estimate of the difference between the annual base salary of the director and the annual base salary of an entry-level clinician at your law school?

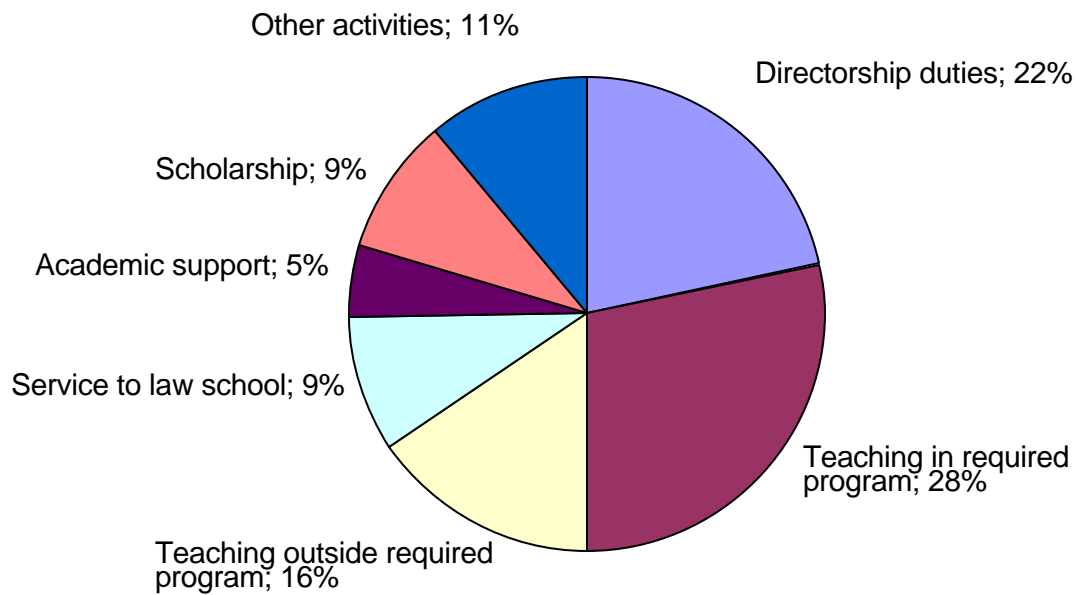
<u>2001</u>	<u>2002</u>	<u>2003</u>	
<u>25</u>	<u>26</u>	<u>32</u>	a. The director earns approximately (average) \$28,017 (min \$10,000; max \$50,000) more than the new clinician (Answer of \$90,000 excluded) <i>2002 Survey: (average) \$24,087 (min \$10,000; max \$50,000)</i> <i>2001 Survey: (average) \$24,591 (min, \$5,000; max 50,000)</i>
<u>10</u>	<u>10</u>	<u>12</u>	b. The director earns roughly the <u>same</u> as the new clinician

<u>6</u>	<u>4</u>	<u>5</u>	c.	The director earns approximately (average) \$9,600 (min \$8,000 ; max \$10,000) less than the new clinician 2002 Survey: <u>(average) \$ 25,000</u> (min \$10,000; max \$45,000) 2001 Survey: <u>(average)\$12,000</u> (min \$5,000; max \$20,000)
<u>15</u>	<u>11</u>	<u>11</u>	d.	Clinicians are pain tenure-track salaries
<u>14</u>	<u>12</u>	<u>13</u>	e.	No clinicians at my school
<u>39</u>	<u>50</u>	<u>56</u>	f.	Don't know

53. For the current academic year, please indicate the percentage of time the director devoted to the following activities: *Note: Averages do not include responses of zero. Thus, the total percentages exceed 100%. The pie chart has converted these percentages to a base of 100.*

<u>2001</u>	<u>2002</u>	<u>2003</u>		
<u>119</u>	<u>122</u>	<u>139</u>	a.	Directorship duties, such as administering, training LRW faculty members, (but excluding teaching in the required program): (average) 28.78% (min 5%; max 75%) 2002 Survey: <u>(average) 30.42%</u> (min 2%; max 85%) 2001 Survey: <u>(average)30%</u> (min 5%; max 85%)
<u>113</u>	<u>113</u>	<u>128</u>	b.	Teaching students in the required program: (average) 38.20% (min 0%; max 80%) 2002 Survey: <u>(average) 40.69%</u> (min 0%; max 100%) 2001 Survey: <u>(average)34%</u> (min 0%; max 100%)
<u>77</u>	<u>78</u>	<u>90</u>	c.	Teaching outside the required program: (average) 21.31% (min 5%; max 60%) 2002 Survey: <u>(average) 20.52%</u> (min 0%; max 60%) 2001 Survey: <u>(average)18%</u> (min 0%; max 60%)
<u>110</u>	<u>113</u>	<u>126</u>	d.	Service to the law school (Such as committee work, coaching moot court teams, advising law review): (average) 11.86% (min 1%; max 85%) 2002 Survey: <u>(average) 12.62%</u> (min 1%; max 90%) 2001 Survey: <u>(average)12%</u> (min 0%; max 70%)
<u>51</u>	<u>34</u>	<u>46</u>	e.	Academic Support: (average) 6.78% (min 0%; max 45%) 2002 Survey: <u>(average) 9.25%</u> (min 0%; max 25%) 2001 Survey: <u>(average) 8%</u> (min 0%; max 50%)
<u>75</u>	<u>67</u>	<u>81</u>	f.	Scholarship: (average) 12.09% (min 0%; max 50%) 2002 Survey: <u>(average) 11.38%</u> (min 0%; max 35%) 2001 Survey: <u>(average) 9%</u> (min 0%; max 50%)
<u>34</u>	<u>20</u>	<u>29</u>	g.	Other activities: (average) 14.83% (min 0%; max 50%) 2002 Survey: <u>(average) 15.0%</u> (min 0%; max 45%) 2001 Survey: <u>(average) 15%</u> (min 0%; max 60%)

Directors' Workload



54. During the current academic year, please indicate the director's workload in the required program by filling in the chart below. *Averages do not include zero responses.*

Fall Semester	Spring Semester	
total responses: 125 Average 30.15 (min.0; max 99.)	total responses: 124 Average 28.22 (min.0; max.99)	<p>a. Number of students taught at least weekly in the required program:</p> <p>2002- Fall: (average) 30.16 (min 0; max 475) 2002 - Spring: (average) 30 (min 0; max 475) 2001* - Fall: (average 32) (min 9; max 97) 2001* - Spring: (average 32) (min 10; max 97) *Some 2001 survey respondents appear to have given the total number of students in the required program, not the director's workload of students.</p>
total responses: 125 Average 2.81(min.0; max.9)	total responses: 121 Average 2.56 (min.0; max.6.5)	<p>b. In-class hours of teaching each week:</p> <p>2002- Fall: (average) 2.99 (min 0; max 9) 2002 - Spring: (average) 2.75 (min 0; max 8) 2001- Fall: (average 2.93) (min 1; max 9) 2001 - Spring: (average 2.88) (min 1; max 9)</p>

total responses: 125 Average 3.03 (min.0; max.7)	total responses: 121 Average 2.61 (min.0; max.9)	c. Number of major assignments (final product of ≥ 5 pages): 2002- Fall: (average) 3.12 (min 1; max 10) 2002 - Spring: (average) 2.68 (min 1; max 9) 2001 - Fall: (average 3.12) (min 1; max 10) 2001 - Spring: (average 2.84) (min 1; max 8)
total responses: 122 Average 3.58 (min.0; max.18)	total responses: 112 Average 2.84 (min.0; max.18)	d. Number of minor assignments (final product of < 5 pages): 2002- Fall: (average) 4.21 (min 1; max 20) 2002 - Spring: (average) 3.66 (min 1; max 15) 2001 - Fall: (average 4.42) (min 1; max 30) 2001 - Spring: (average 3.32) (min 1; max 15)
total responses: 114 Average 1,063.43 (min.0; max.4300)	total responses: 112 Average 1,083.55 (min.0; max.4300)	e. Total number of pages of student work read per term (# of students x (pages for c+d) = e: 2002- Fall: (average) 1,134 (min 88; max 3672) 2002 - Spring: (average) 1,071 (min 54; max 2750) 2001 - Fall: (average) 983 (min 100; max 2590) 2001 - Spring: (average) 1120 (min 100; max 3040)
total responses: 116 Average 37.64 (min.0; max.150)	total responses: 113 Average 35.94 (min.0; max.150)	f. Total hours in conference required or strongly recommended (# of students x hrs of conference): 2002- Fall: (average) 36.23 (min 5; max 112) 2002 - Spring: (average) 37.65 (min 5; max 119) 2001 - Fall: (average) 38 (min 3; max 200*) 2001 - Spring: (average) 36 (min 50; max 200*) *Maximum values may have been improperly reported.
total responses: 118 Average 37.78 (min.0; max.120)	total responses: 113 Average 34.09 (min.0; max.160)	g. Total hours preparing major research and writing assignments. 2002- Fall: (average) 40.97 (min 5; max 160) 2002 - Spring: (average) 38.95 (min 5; max 160) (This was a new question for the 2002 survey.)
total responses: 113 Average 44.16 (min.0; max.150)	total responses: 110 Average 40.90 (min.0; max.150)	h. Total hours preparing for class (excluding the hours preparing research and writing assignments reported above in g). 2002- Fall: (average) 50.31 (min 1; max 250) 2002 - Spring: (average) 46.96 (min 1; max 250) (This was a new question for the 2002 survey.)

55. Did the director teach courses other than required writing courses in the current academic year?

<u>2001</u>	<u>2002</u>	<u>2003</u>	
<u>6</u>	<u>6</u>	<u>4</u>	a. Yes, only academic support
<u>65</u>	<u>71</u>	<u>89</u>	b. Yes, courses other than academic support
<u>48</u>	<u>48</u>	<u>48</u>	c. No
<u>24</u>	<u>2</u>	<u>0</u>	d. N/A

56. If the director taught courses in the current academic year other than required writing courses:

<u>2001</u>	<u>2002</u>	<u>2003</u>	
<u>69</u>	<u>80</u>	<u>91</u>	a. How many courses did the director teach? (average) 1.82 (min 1; max 6) 2002 Survey: <u>(average) 1.77 (min 1; max 4)</u>
<u>65</u>	<u>74</u>	<u>84</u>	b. How many of those courses were on legal writing, drafting, or advanced advocacy? (average) 0.68 (min 1; max 3) 2002 Survey: <u>(average) 1.46 (min 1; max 4)</u> 2001 Survey: <u>(average) 1.62 (min 1; max 6)</u>
<u>*</u>	<u>68</u>	<u>80</u>	c. How many of those courses were courses on subjects <u>other than</u> legal writing, drafting or oral advocacy? (average) 1.35 (min 1; max 4) 2002 Survey: <u>(average) 1.57 (min 1; max 4)</u> 2001 Survey: <u>(average) * (min *; max *)</u>
<u>49</u>	<u>56</u>	<u>72</u>	d. What were the subject areas of the non-writing courses? 2003 Survey: various 2002 Survey: <u>various</u> 2001 Survey: <u>various</u>
<u>63</u>	<u>74</u>	<u>89</u>	e. How many total credit hours for other than entry-level courses? (average) 4.97 (min 1; max 16). 2002 Survey: <u>(average) 5.14 (min 1; max 16)</u> 2001 Survey: <u>(average) 5.29 (min 1; max 16)</u>
<u>70</u>	<u>75</u>	<u>91</u>	f. Did the director receive additional compensation? Yes: 24 No: 67 2002 Survey: <u>Yes: 21 No: 56</u> 2001 Survey: <u>Yes: 14 No: 56</u>
<u>7</u>	<u>18</u>	<u>19</u>	g. How much additional compensation? (average) \$7,342.85 (min \$1,500; max \$16,000). 2002 Survey: <u>(average) \$9,668 (min \$4,500; max \$30,000)</u> 2001 Survey: <u>(average) \$8,250 (min \$3,000; max \$17,000)</u>

*Questionable data for 56 c.

57. How many people does the director supervise and what are the genders? *Note: full-time professionals includes LRW faculty, writing specialists, academic support personnel, etc. Note: Responses of 0 were excluded from the averages.*

	a. Full-time professionals			b. Part-time* professionals not enrolled in the law school			c. Adjuncts			d. Law School Graduate Students			e. Teaching or Research Assistants		
	2003	2002	2001	2003	2002	2001	2003	2002	2001	2003	2002	2001	2003	2002	2001
Responses:	110	93	87	27	25	24	54	62	60	12	11	8	83	71	69
# of Females:	331	306	264	82	54	36	473	431	458	111	41	27	650	574	668
Average:	3.0	3.33	3.03	3.04	2.7	1.5	8.76	7.31	7.63	9.25	6.83	3.38	7.83	8.44	9.68
% Female	67%	71%	68%	71%	83%	64%	53%	50%	56%	65%	63%	57%	62%	66%	59%
Responses:	84	74	72	17	13	12	48	52	51	10	10	4	65	58	63
# of Males:	165	128	123	34	11	20	416	423	357	59	24	20	401	297	458
Average:	1.96	1.86	1.71	2.0	1.57	1.67	8.67	8.63	7	5.90	4.8	5	6.17	5.5	7.27
% Male	33%	29%	32%	29%	17%	36%	47%	50%	44%	35%	37%	43%	38%	34%	41%
Total # by category	496	434	387	116	65	56	889	854	815	170	65	47	1051	871	1126

58. Does the director participate in the following activities either as part of core job responsibilities or as an additional activity with additional compensations? (Please mark all that apply and fill in the approximate amount of additional compensations.)

Note: No averages computed because only one answer per question was greater than 0.

Core Job Responsibility			Additional Activity			N/A		Additional Compensation	Activity
2003	2002	2001	2003	2002	2001	2003	2002		
14	10	13	28	20	21	61	121	One response: \$3,500 2002: (min \$0 ; max \$0) 2001: (average) \$250 (min \$0; max \$500)	a. Coach in-house Moot Court teams
11	9	12	23	21	21	57	121	No responses 2002: (min \$0; max \$5,000)	b. Coach outside Moot Court teams
1	1	2	7	8	8	70	142	No responses 2002: (min \$0; max \$0)	c. Coach outside negotiation & counseling teams

51	41	45	36	38	27	33	72	One response: \$1,500 2002: (min \$0; max \$0)	d. Faculty advisor to students
57	57	59	45	39	31	19	55	Average \$1,125 (4 responses) 2002: (min \$0; max \$500)	e. First-year orientation
14	11	17	19	17	18	50	123	1 response: \$10,000 2002: (min \$0; max \$10,000)	f. Academic support
8	4	9	16	11	14	61	136	No responses 2002: (min \$0; max \$0)	g. Law Review advisor
10	10	7	6	3	5	59	8	No responses 2002: (min \$0; max \$0)	h. Writing Center
14	17	23	15	9	9	38	125	No responses 2002: (min \$0; max \$500)	i. Other activities.

Note: Because of a technical problem with the construction of the Survey, there are no reliable results for the averages/minimum/maximum for 58.b. through i. for 2001.

59. Does the director serve on faculty committees?

2001 **2002** **2003**

<u>107*</u>	<u>112</u>	<u>124</u>	a.	Yes, as a voting member. (*Includes “voting” and “non-voting” responses)
<u>**</u>	<u>10</u>	<u>7</u>	b.	Yes, as a non-voting member
			c.	If yes, which committee(s)? (Please mark all that apply)
<u>25</u>	<u>28</u>	<u>26</u>		Admissions Committee
<u>14</u>	<u>15</u>	<u>20</u>		Appointments Committee
<u>5</u>	<u>7</u>	<u>9</u>		Clerkship Committee
<u>45</u>	<u>53</u>	<u>54</u>		Curriculum Committee
<u>10</u>	<u>13</u>	<u>14</u>		Moot Court Committee
<u>11</u>	<u>14</u>	<u>20</u>		Library Committee
<u>20</u>	<u>24</u>	<u>32</u>		LRW Committee
<u>**</u>	<u>12</u>	<u>14</u>		Technology Committee
<u>71</u>	<u>52</u>	<u>63</u>		Other
<u>0</u>	<u>32</u>	<u>9</u>	d.	No
<u>**</u>	<u>0</u>	<u>0</u>	e.	Not applicable

***This answer was not an option on the 2001 Survey.*

60. If the director is not on tenure track, may the director attend faculty meetings?

<u>2001</u>	<u>2002</u>	<u>2003</u>	
<u>14</u>	<u>13</u>	<u>10</u>	a. Yes, as a voting member on <u>all</u> matters
<u>26</u>	<u>31</u>	<u>41</u>	b. Yes, as a voting member on all matters <u>except</u> hiring, promotion or tenure
<u>28</u>	<u>31</u>	<u>27</u>	c. Yes, as a <u>non-voting</u> member
<u>1</u>	<u>1</u>	<u>2</u>	d. No
<u>74</u>	<u>25</u>	<u>41</u>	e. N/A

61. May a clinician who is not on tenure track attend faculty meeting?

<u>2001</u>	<u>2002</u>	<u>2003</u>	
<u>13</u>	<u>13</u>	<u>13</u>	a. Yes, as a voting member on <u>all</u> matters
<u>34</u>	<u>48</u>	<u>52</u>	b. Yes, as a voting member on all matters <u>except</u> hiring, promotion, or tenure
<u>33</u>	<u>35</u>	<u>27</u>	c. Yes, as a <u>non-voting</u> member
<u>2</u>	<u>2</u>	<u>5</u>	d. No
<u>61</u>	<u>23</u>	<u>40</u>	e. N/A

62. Does the director have an obligation to produce written scholarship?

	a. Is the director on tenure track?		b. Is the director. . . .			c. Is the scholarship of the same quality and quantity as tenure -track faculty?		
	Yes	No	<u>required to produce scholarship?</u>	<u>expected to produce scholarship?</u>	<u>neither required nor expected to produce scholarship?</u>	Yes	No	Not specified
<u>2003</u>	60	72	47	28	53	54	12	31
<u>2002</u>	51	73	46	21	55	48	7	23
<u>2001</u>	48	66	40	24	50	48	11	21

63. Is the hiring process for the director the same as the process for tenure-track faculty?

<u>2001</u>	<u>2002</u>	<u>2003</u>	
<u>43</u>	<u>48</u>	<u>53</u>	a. Yes, <u>because</u> the director is tenure track
<u>3</u>	<u>4</u>	<u>3</u>	b. No, <u>although</u> the director is tenure track
<u>24</u>	<u>29</u>	<u>28</u>	c. Yes, <u>although</u> the director is not tenure track
<u>37</u>	<u>37</u>	<u>42</u>	d. No, there is a <u>different</u> process
<u>9</u>	<u>3</u>	<u>7</u>	e. Other

64. Is the director eligible for leave? *Please mark all that apply.*

<u>2001</u>	<u>2002</u>	<u>2003</u>		
<u>48</u>	<u>50</u>	<u>57</u>	a.	Paid sabbaticals
<u>16</u>	<u>14</u>	<u>15</u>	b.	Unpaid sabbaticals
<u>31</u>	<u>35</u>	<u>39</u>	c.	Leave
<u>25</u>	<u>28</u>	<u>25</u>	d.	Reduce load
<u>11</u>	<u>14</u>	<u>11</u>	e.	Other